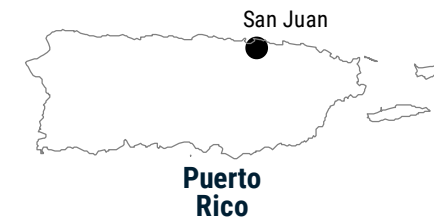


# Puerto Rico Economic Indicators

The Commonwealth of Puerto Rico has a population of almost 3.3 million. The San Juan-Caguas area is the largest of the island's seven metropolitan areas, representing roughly 75 percent of the island's economy. Puerto Rico had suffered from a severe and prolonged economic slump from 2006-17 with GDP, population, and employment all on a downward trend. That downturn was punctuated by Hurricane Maria in 2017, followed by the most extensive power outage in U.S. history, which caused a further, but short-lived, drop-off in the economy. Since then, the economy has been growing interrupted only briefly by a steep drop early in the pandemic. However, the economy bounced back strongly, and as of mid-2022, private-sector employment was at a fifteen-year high. The medical manufacturing cluster remains a key part of the island's economy, though employment in this industry is well below its peak levels of 2005. Puerto Rico's tourism sector is still relatively small, but it has been one of the Commonwealth's strongest job creators in recent years. In addition, a fledgling aerospace industry has emerged around Aguadilla and Arecibo. Wages in Puerto Rico tend to be about half the level of the mainland, and income inequality is considerably higher. However, educational attainment is only modestly lower than on the mainland. The island has made great progress in resolving and rebounding from its extensive fiscal crisis.



	PUERTO RICO	U.S. VIRGIN ISLANDS*	USA
Population 2020	3,286,000	87,000	331,449,000
Population growth 2020, 10-year change	-12%	-18%	7.4%
GDP 2020, billions	\$103	\$4	\$20,894
Job growth 2021, 5-year change	-2.0%	-8.8%	1.2%
Median household income 2020	\$20,230	\$40,408	\$67,000
Median home price 2020	\$100,000	\$291,000	\$250,000
Population share age 25+ with BA+ 2020	27.2%	22.3%	35.1%

Sources: U.S. Census Bureau; U.S. Bureau of Labor Statistics; IPUMS USA-University of Minnesota; Government of Puerto Rico Planning Board.

Data retrieved through data.census.gov, Moody's Economy.com, or directly from source.

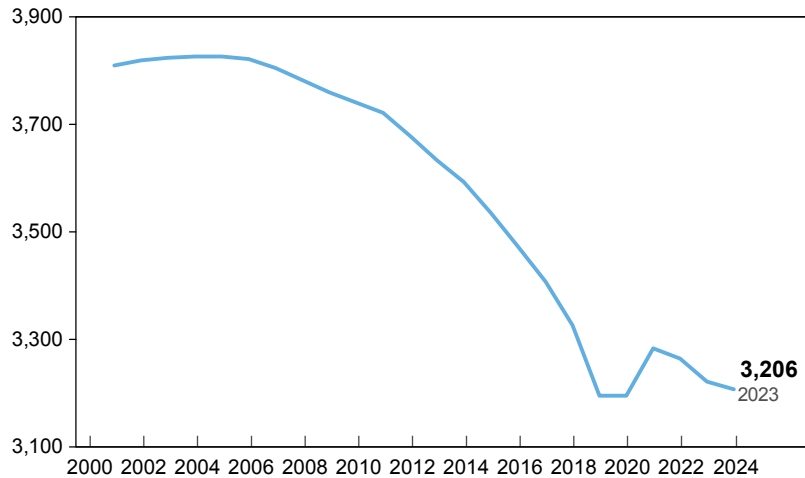
\*Note: Included for comparison.

Figures for Puerto Rico for Median Household Income, Median Home Price, and Educational Attainment are from the 2019 Puerto Rico Community Survey.

# Puerto Rico Economic Indicators

## Population

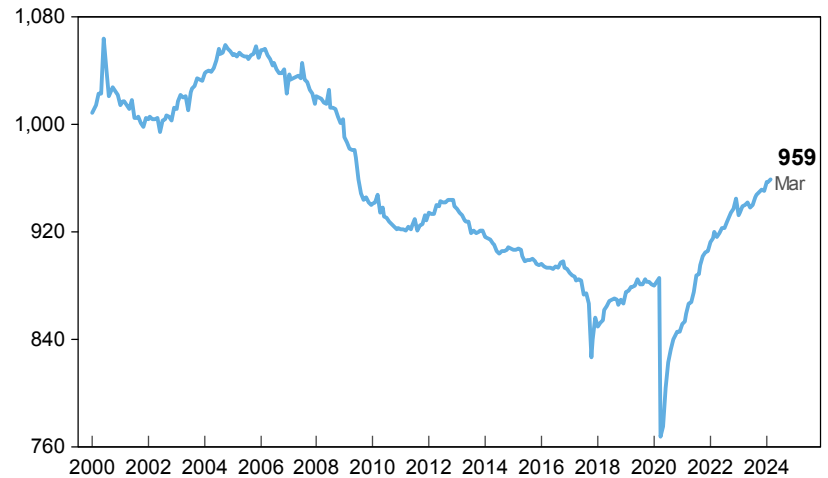
Thousands



Sources: U.S. Census Bureau; Moody's Economy.com.

## Employment

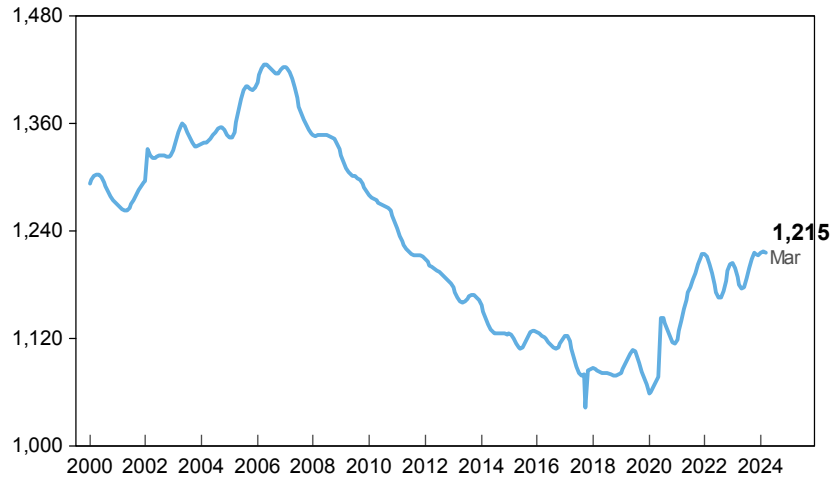
Thousands



Sources: U.S. Bureau of Labor Statistics; Moody's Economy.com; New York Fed calculations.

## Labor Force

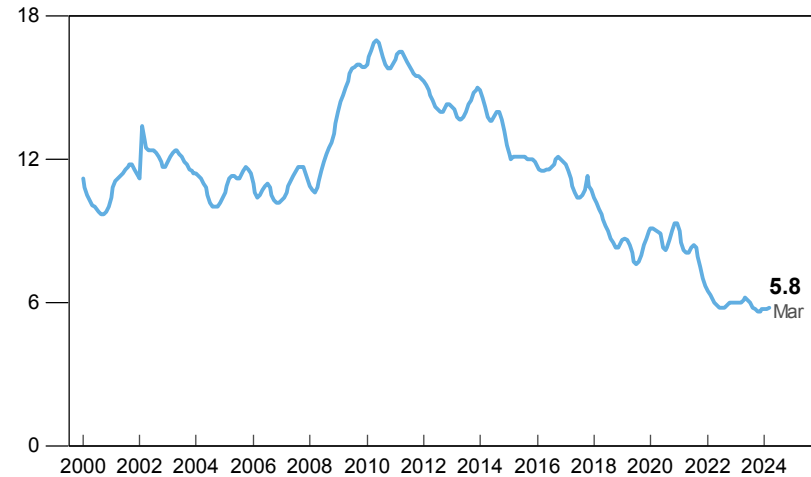
Thousands



Sources: U.S. Bureau of Labor Statistics; Moody's Economy.com.

## Unemployment Rate

Percent

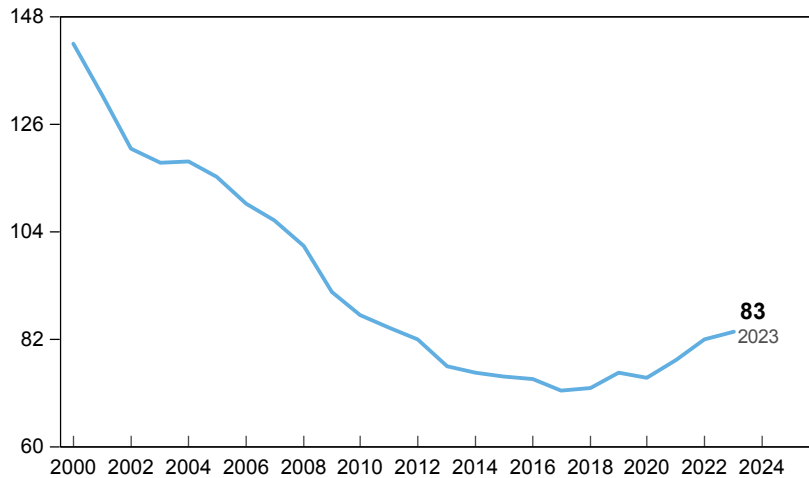


Sources: U.S. Bureau of Labor Statistics; Moody's Economy.com.

# Puerto Rico Economic Indicators

## Manufacturing Employment

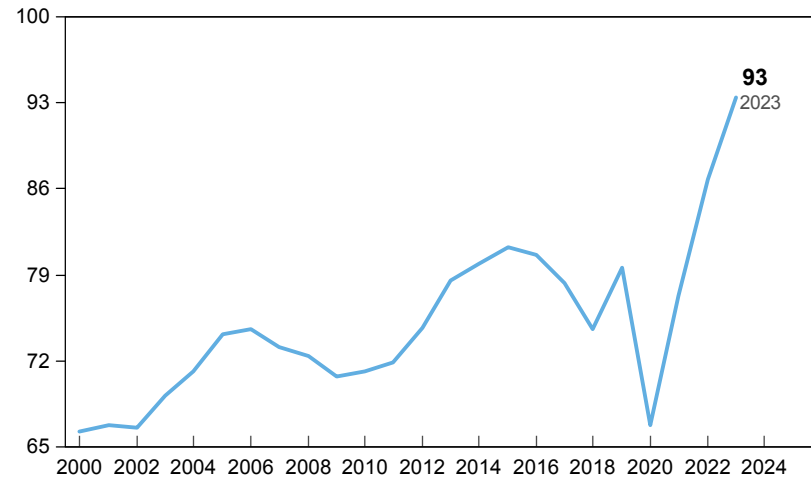
Thousands



Sources: U.S. Bureau of Labor Statistics; Moody's Economy.com.

## Leisure & Hospitality Employment

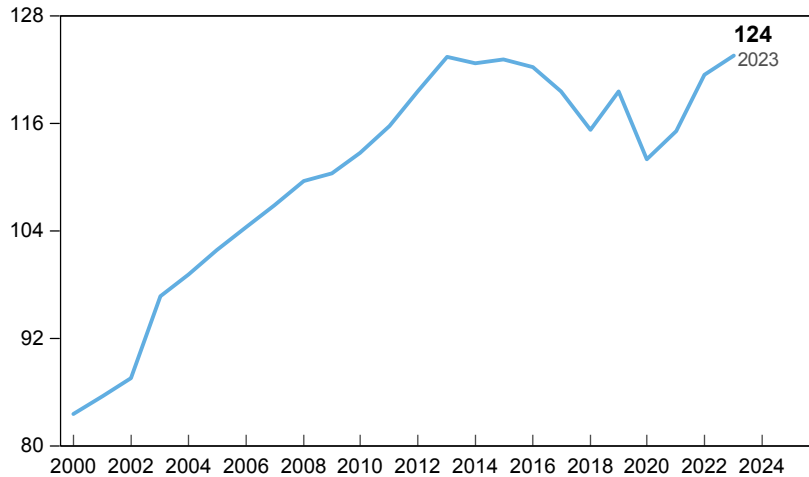
Thousands



Sources: U.S. Bureau of Labor Statistics; Moody's Economy.com.

## Education & Health Employment

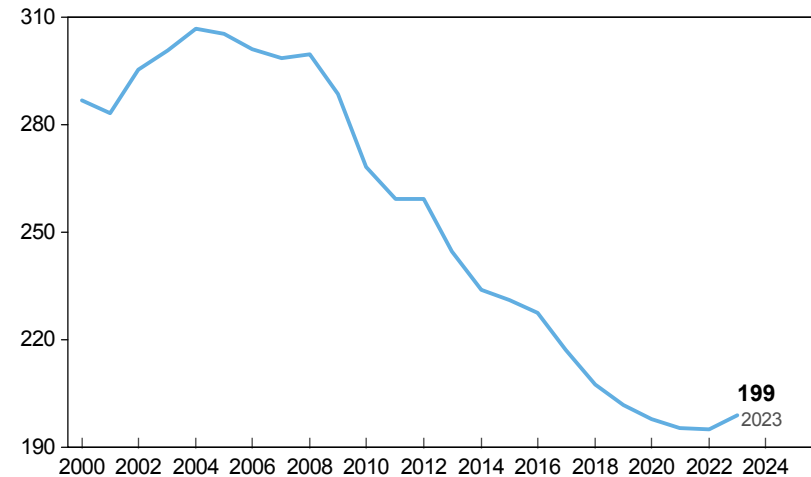
Thousands



Sources: U.S. Bureau of Labor Statistics; Moody's Economy.com.

## Government Employment

Thousands



Sources: U.S. Bureau of Labor Statistics; Moody's Economy.com.