

# Buffalo Metro Economic Indicators

Buffalo is home to more than 1.1 million people, making it the second-largest metropolitan area in New York State. Historically, manufacturing was the driving force of Buffalo's economy, with steel factories and auto parts suppliers having a particularly strong presence. However, as in much of upstate New York, Buffalo's economy has undergone significant restructuring over the past few decades, with steep job losses in manufacturing offset by growth in the service sector. While manufacturing still accounts for a slightly-above-average share of employment in the region, the education and health sector, which includes the area's many colleges and universities, has become increasingly important. Trade with Canada also plays a key role in the local economy.



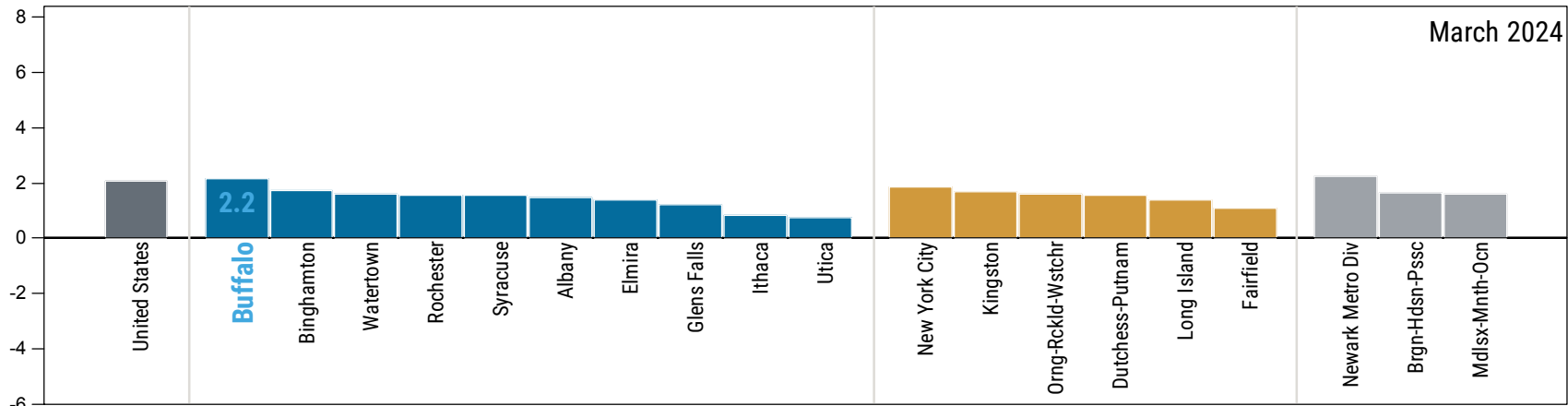
	BUFFALO	ROCHESTER*	SYRACUSE*	NEW YORK STATE	USA
Population 2020	1,167,000	1,090,000	662,000	20,201,000	331,449,000
Population growth 2020, 10-year change	2.8%	1.0%	-0.1%	4.2%	7.4%
GDP 2020, billions	\$70	\$64	\$42	\$1,725	\$20,894
Job growth 2021, 5-year change	-6.8%	-5.5%	-5.1%	-4.1%	1.2%
Median household income 2020	\$58,010	\$60,000	\$63,000	\$72,600	\$67,000
Median home price 2020	\$160,000	\$150,000	\$150,000	\$350,000	\$250,000
Population share age 25+ with BA+	34.7%	34.2%	32.2%	39.4%	35.1%

Sources: U.S. Census Bureau; U.S. Bureau of Labor Statistics; U.S. Bureau of Economic Analysis; IPUMS USA-University of Minnesota.  
Data retrieved through data.census.gov, Moody's Economy.com, or directly from source.  
\*Note: These are neighboring metro areas.

# Buffalo Metro Economic Indicators

## Annual Employment Change by Metro Area

Percent

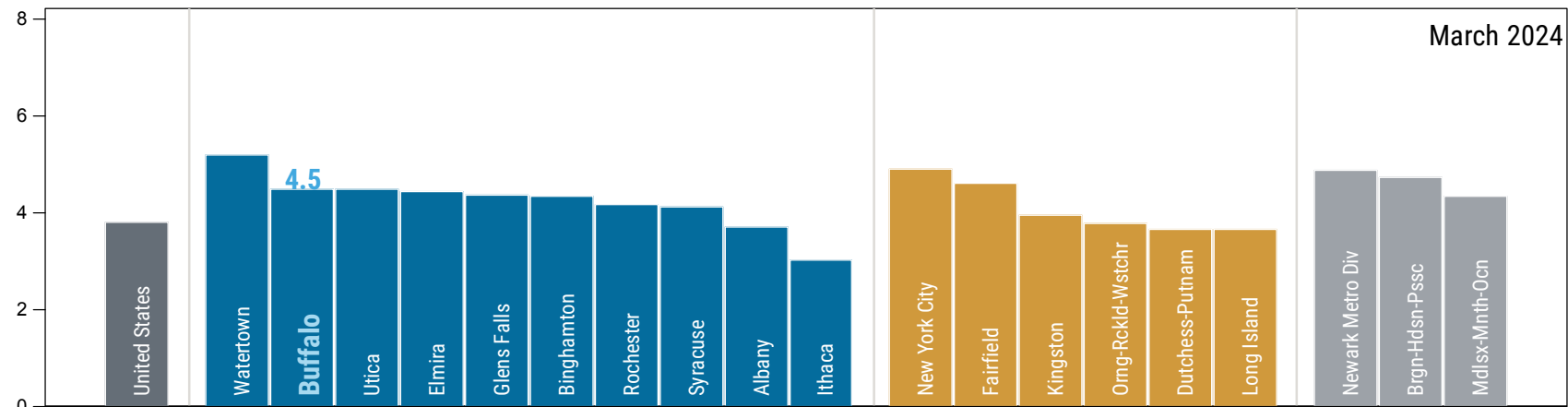


Sources: U.S. Bureau of Labor Statistics; Moody's Economy.com. Note: Data are early benchmarked by New York Fed staff.

Note: Employment change calculated as last 12 months over previous 12 months.

## Unemployment Rate by Metro Area

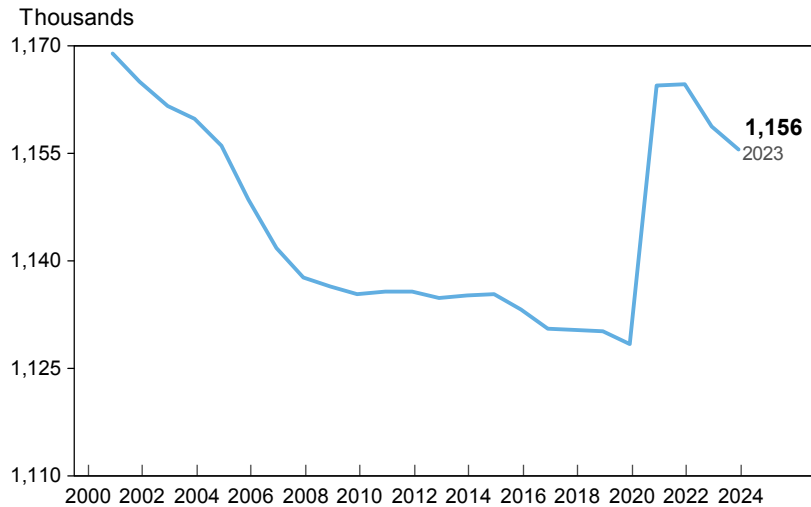
Percent



Sources: U.S. Bureau of Labor Statistics; Moody's Economy.com.

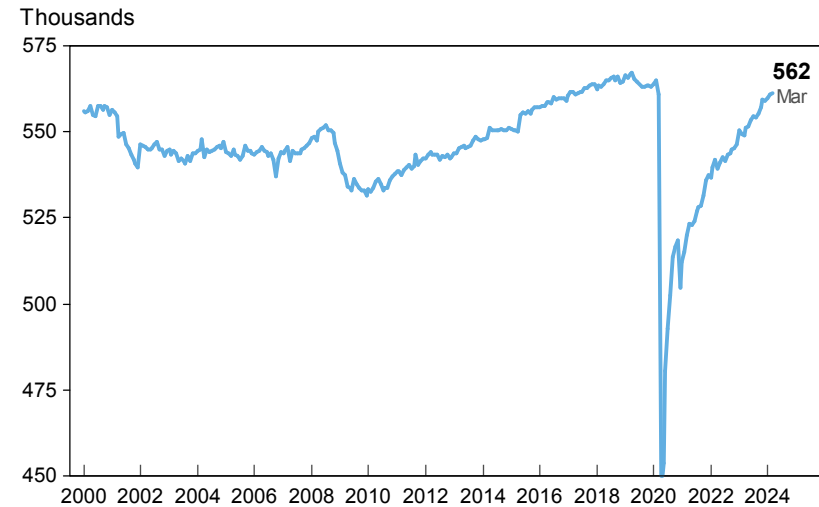
# Buffalo Metro Economic Indicators

## Population



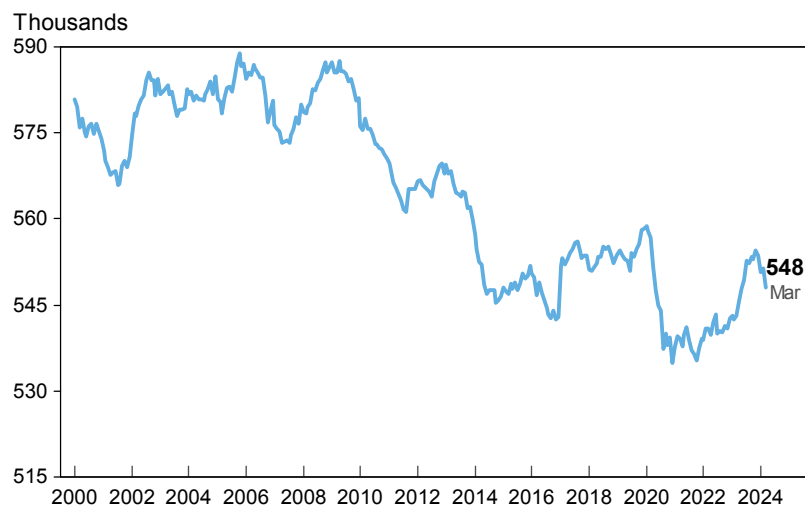
Sources: U.S. Census Bureau; Moody's Economy.com.

## Employment



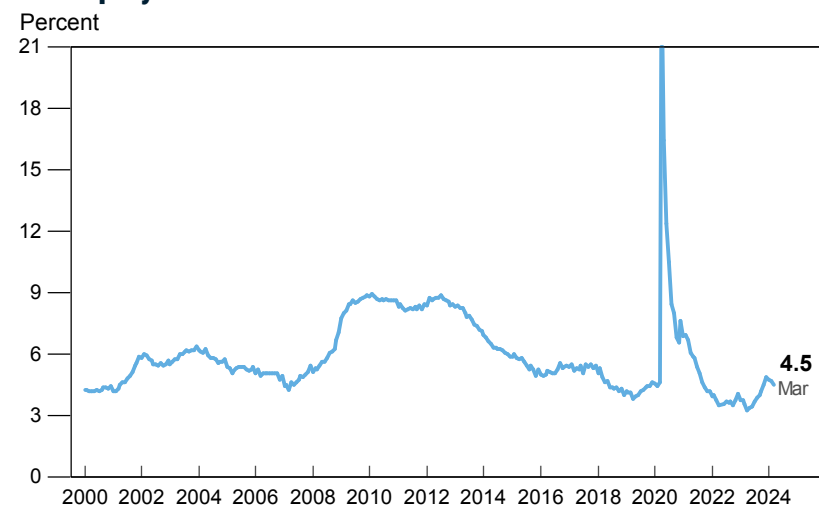
Sources: U.S. Bureau of Labor Statistics; Moody's Economy.com; New York Fed calculations.

## Labor Force



Sources: U.S. Bureau of Labor Statistics; Moody's Economy.com.

## Unemployment Rate

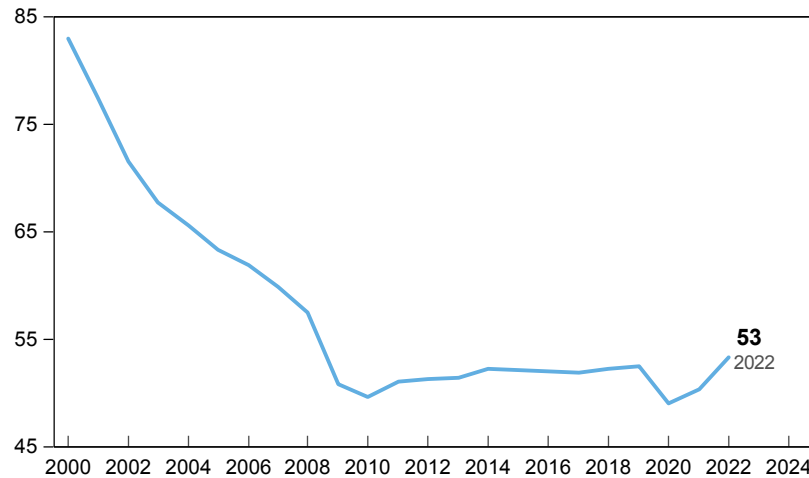


Sources: U.S. Bureau of Labor Statistics; Moody's Economy.com.

# Buffalo Metro Economic Indicators

## Manufacturing Employment

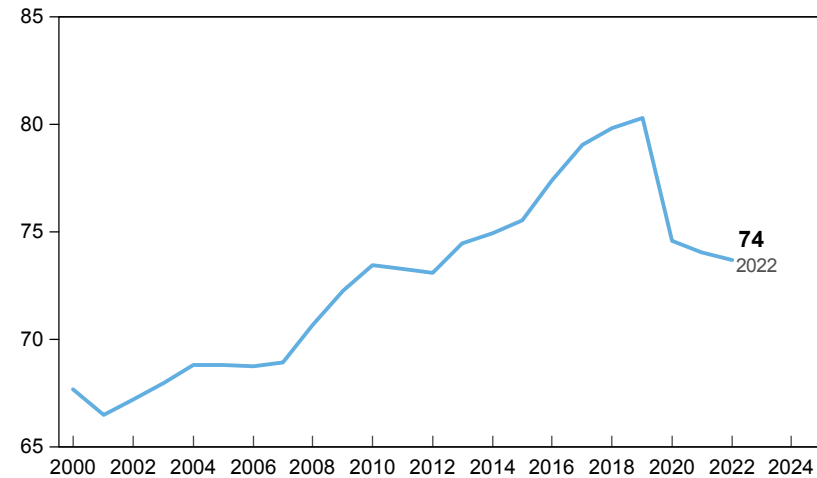
Thousands



Sources: U.S. Bureau of Labor Statistics; Moody's Economy.com.

## Health Care Employment

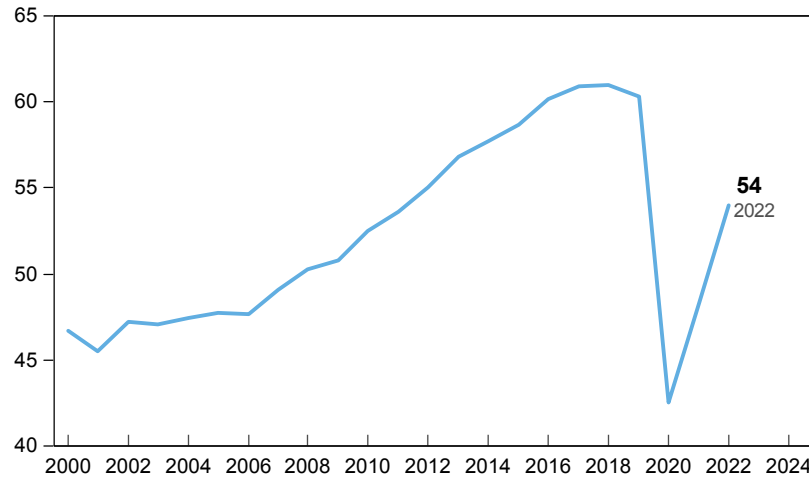
Thousands



Sources: U.S. Bureau of Labor Statistics; Moody's Economy.com.

## Leisure & Hospitality Employment

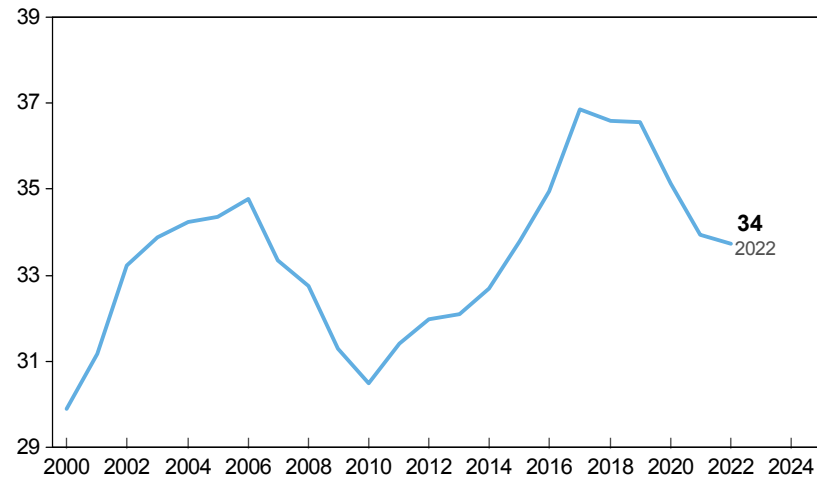
Thousands



Sources: U.S. Bureau of Labor Statistics; Moody's Economy.com.

## Finance Employment

Thousands



Sources: U.S. Bureau of Labor Statistics; Moody's Economy.com.