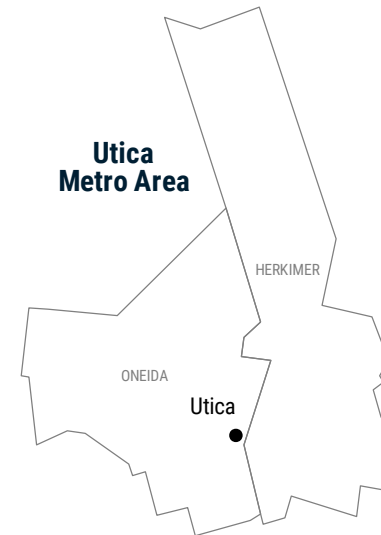


Utica Metro Economic Indicators

Located between Syracuse and Albany in the Mohawk Valley, the Utica-Rome metropolitan area has a population of almost 300,000. The area's economy has struggled with population loss and sluggish employment growth since the 1990s. Historically, manufacturing accounted for a relatively large share of the local economy, with a particularly high concentration of both primary and fabricated metals production. Manufacturing employment has declined by more than half over the past few decades, though jobs in the health and education sector have offset some of these losses. Leisure and hospitality is also an important industry, with a local casino serving as a major employer in the area.



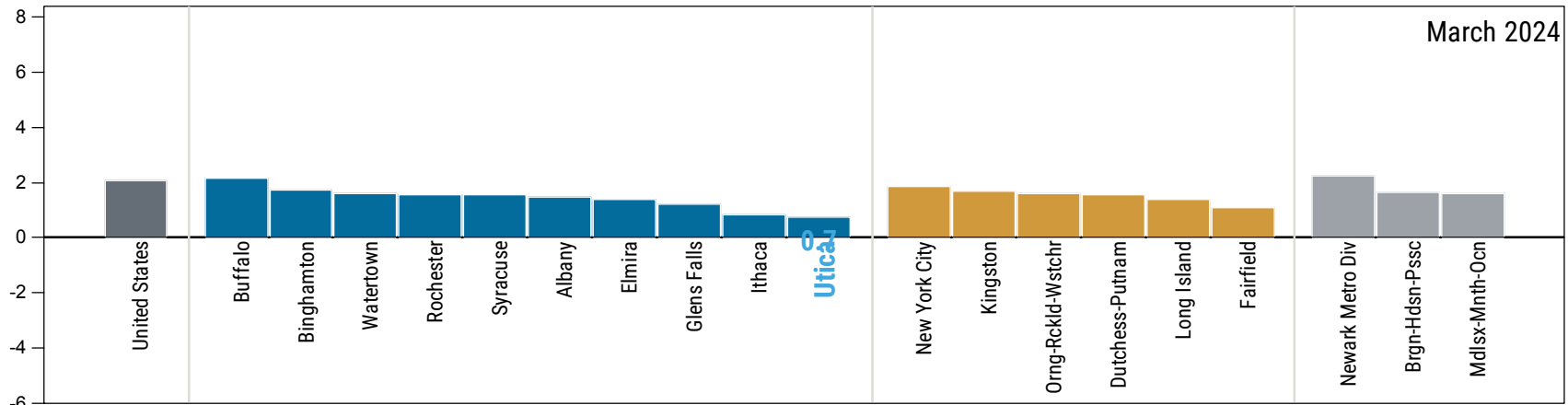
	UTICA	ALBANY*	SYRACUSE*	NEW YORK STATE	USA
Population 2020	292,000	899,000	662,000	20,201,000	331,449,000
Population growth 2020, 10-year change	-2.4%	3.3%	-0.1%	4.2%	7.4%
GDP 2020, billions	\$13	\$66	\$42	\$1,725	\$20,894
Job growth 2021, 5-year change	-5.6%	-4.4%	-5.1%	-4.1%	1.2%
Median household income 2020	\$56,000	\$72,000	\$63,000	\$72,600	\$67,000
Median home price 2020	\$140,000	\$210,000	\$150,000	\$350,000	\$250,000
Population share age 25+ with BA+	26.9%	41.0%	32.2%	39.4%	35.1%

Sources: U.S. Census Bureau; U.S. Bureau of Labor Statistics; U.S. Bureau of Economic Analysis; IPUMS USA-University of Minnesota.
 Data retrieved through data.census.gov, Moody's Economy.com, or directly from source.
 *Note: These are neighboring metro areas.

Utica Metro Economic Indicators

Annual Employment Change by Metro Area

Percent

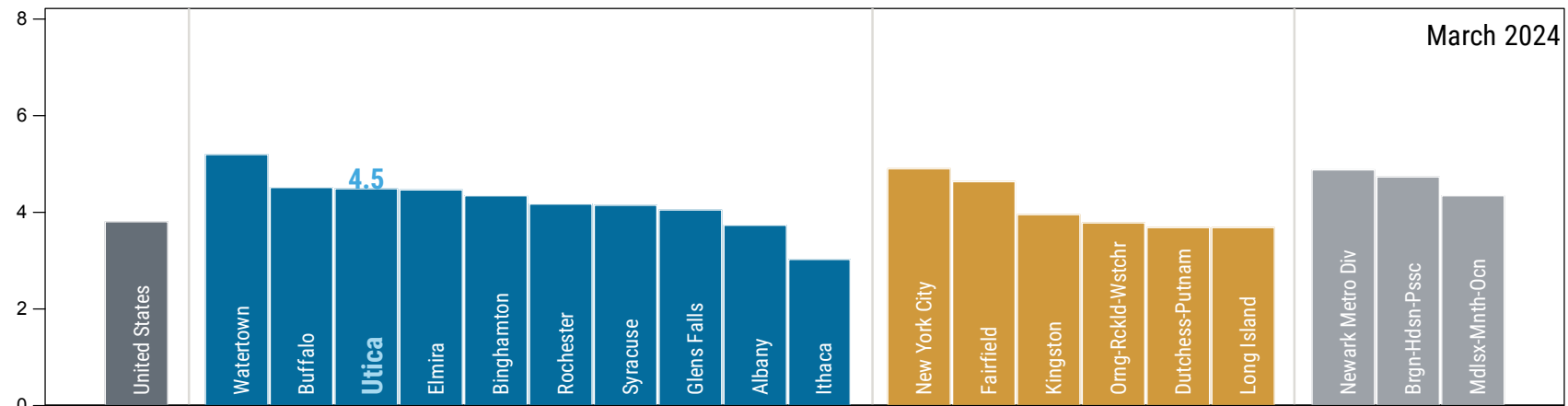


Sources: U.S. Bureau of Labor Statistics; Moody's Economy.com. Note: Data are early benchmarked by New York Fed staff.

Note: Employment change calculated as last 12 months over previous 12 months.

Unemployment Rate by Metro Area

Percent

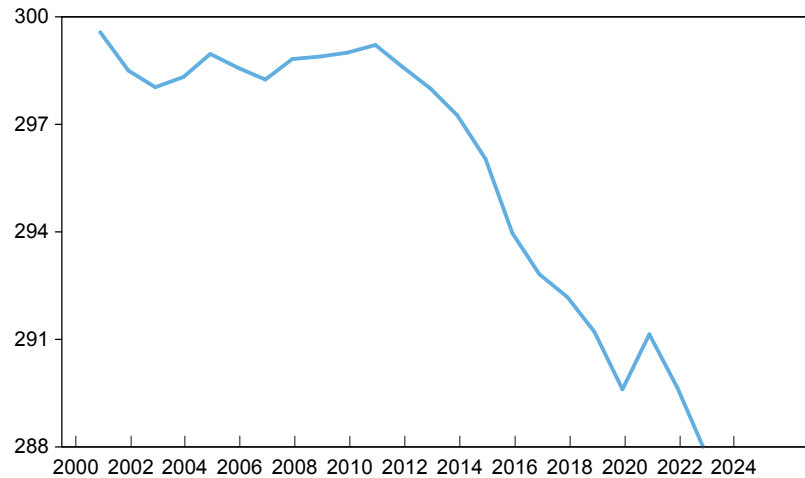


Sources: U.S. Bureau of Labor Statistics; Moody's Economy.com.

Utica Metro Economic Indicators

Population

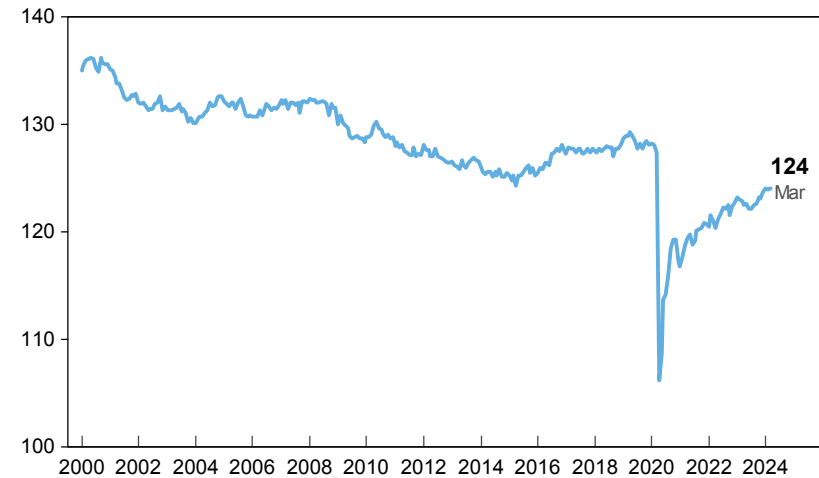
Thousands



Sources: U.S. Census Bureau; Moody's Economy.com.

Employment

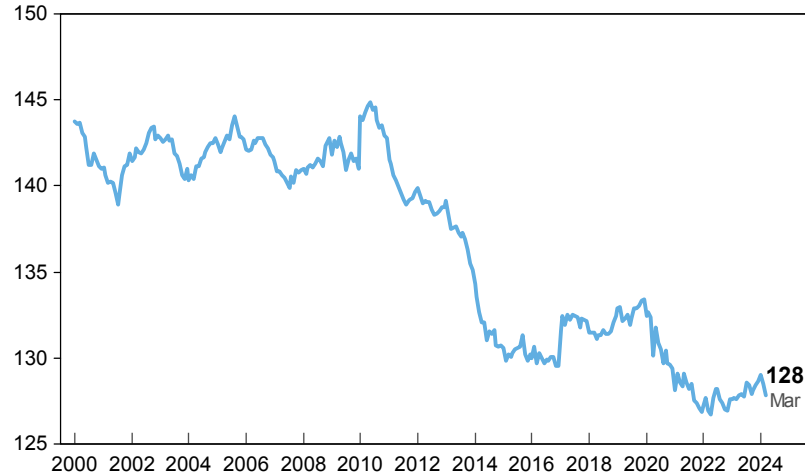
Thousands



Sources: U.S. Bureau of Labor Statistics; Moody's Economy.com; New York Fed calculations.

Labor Force

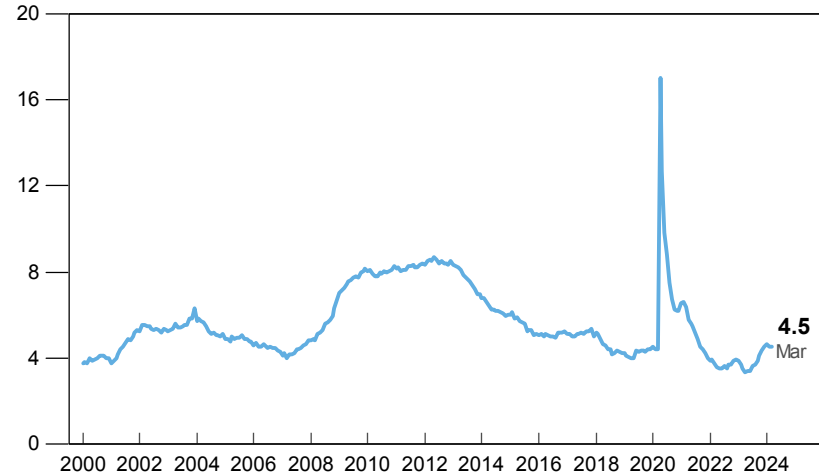
Thousands



Sources: U.S. Bureau of Labor Statistics; Moody's Economy.com.

Unemployment Rate

Percent

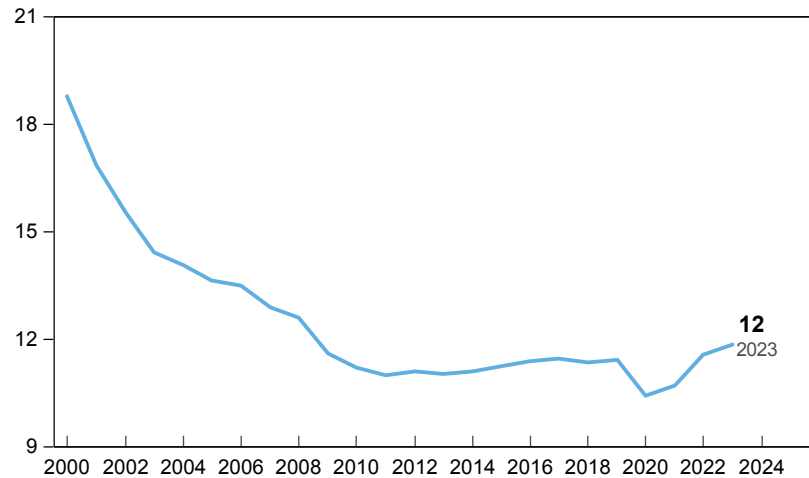


Sources: U.S. Bureau of Labor Statistics; Moody's Economy.com.

Utica Metro Economic Indicators

Manufacturing Employment

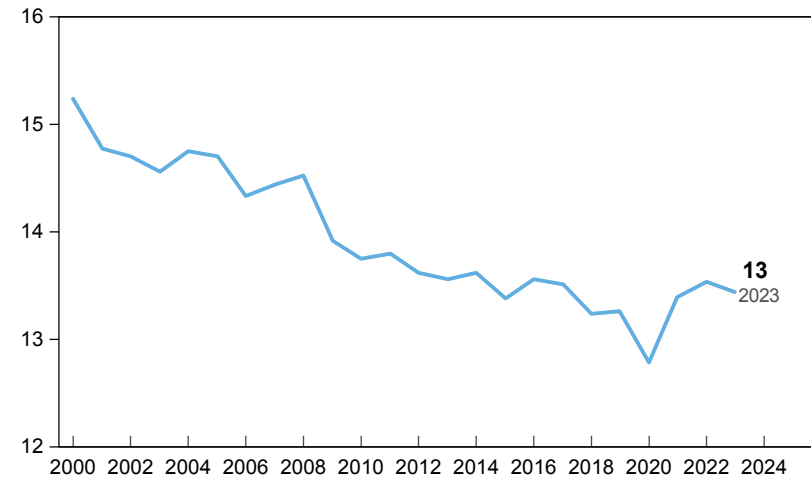
Thousands



Sources: U.S. Bureau of Labor Statistics; Moody's Economy.com.

Retail Trade Employment

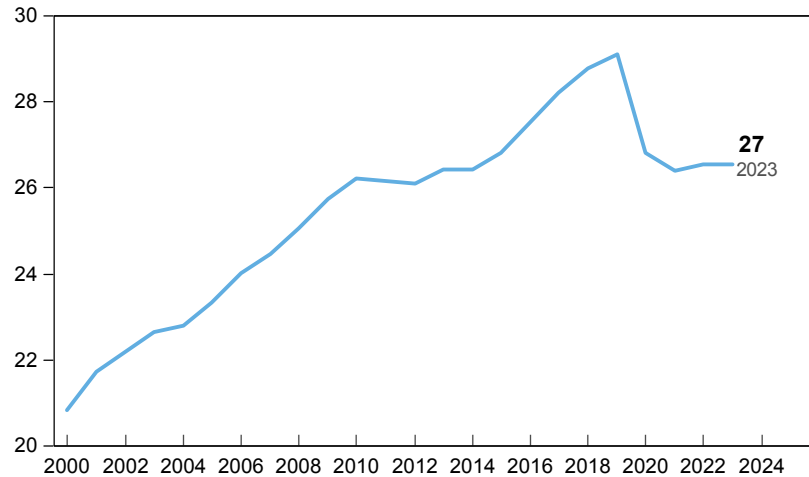
Thousands



Sources: U.S. Bureau of Labor Statistics; Moody's Economy.com.

Education & Health Employment

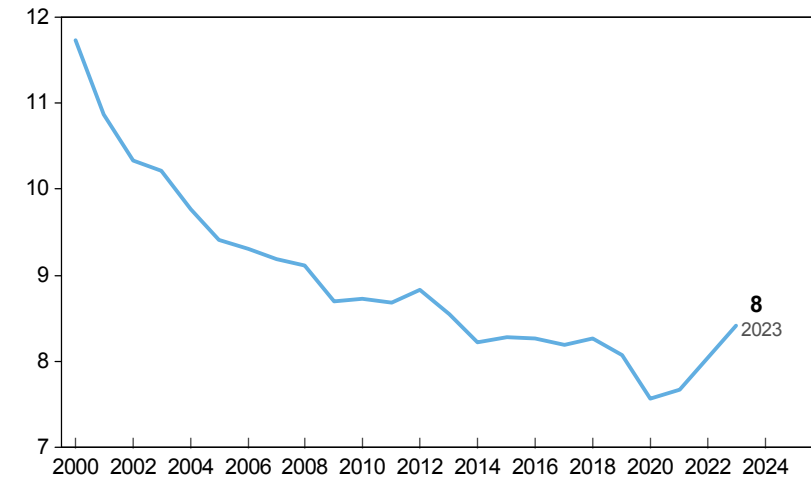
Thousands



Sources: U.S. Bureau of Labor Statistics; Moody's Economy.com.

Professional & Business Services Employment

Thousands



Sources: U.S. Bureau of Labor Statistics; Moody's Economy.com.