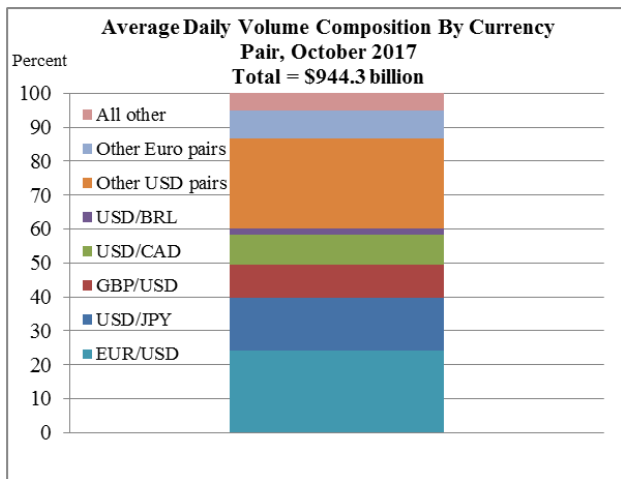
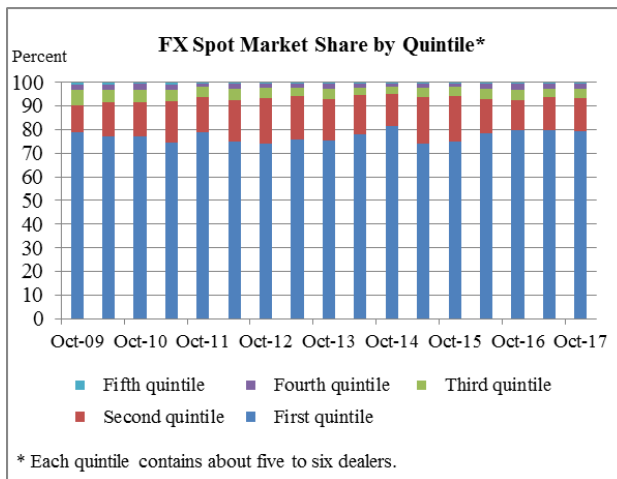
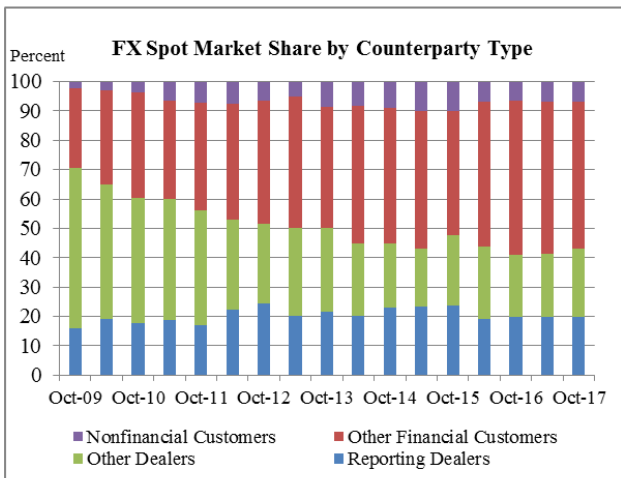
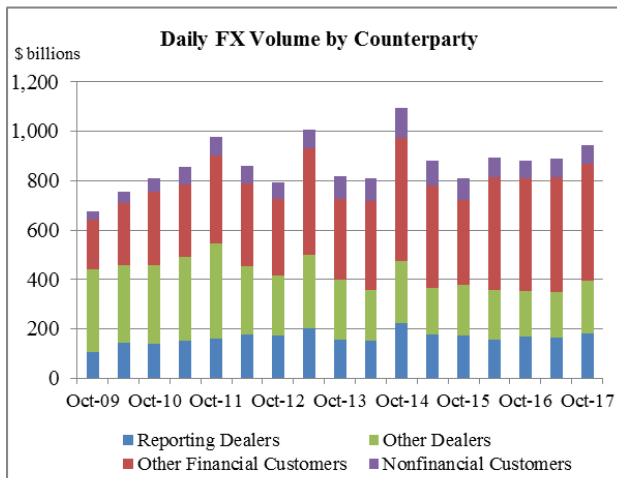
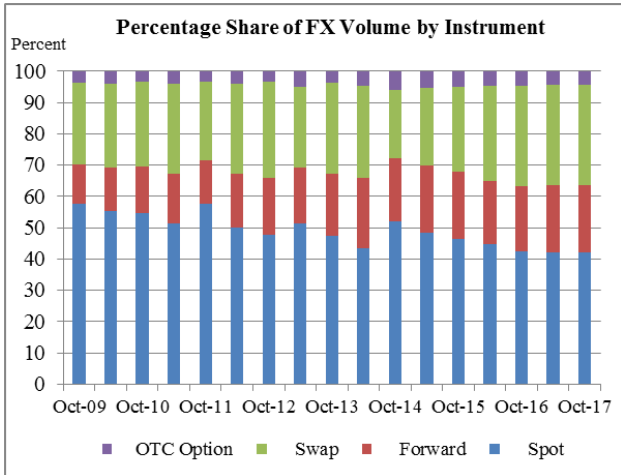
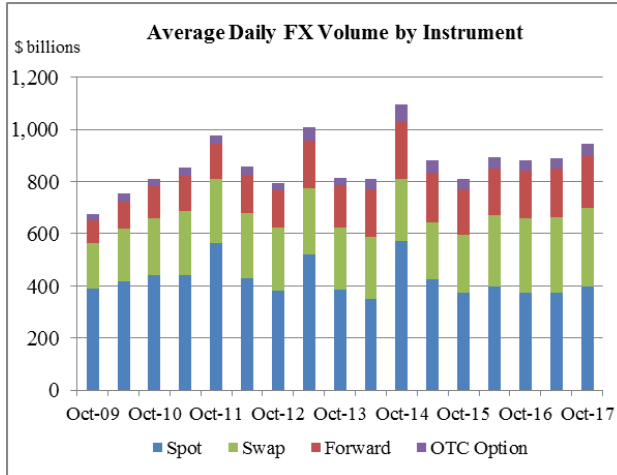


## Foreign Exchange Committee Releases FX Volume Survey Results

**New York, January 25, 2018** – The Foreign Exchange Committee today released the results of its twenty-seventh Survey of North American Foreign Exchange Volume. Key findings of the October 2017 survey are featured below.

- Average daily volume in total over-the-counter (OTC) foreign exchange instruments (including spot, outright forward, foreign exchange swap, and option transactions) was \$944.3 billion in October 2017. The average daily volume during the October 2017 survey period was 6.2 percent higher than the average daily volume in the April 2017 survey period and 7.1 percent higher than a year earlier.
- Average daily volume increased across all instrument types with an increase in spot turnover of 5.9 percent and forward turnover of 6.7 percent, while swaps and OTC options increased 5.2 percent and 12.4 percent, respectively.
- Turnover reported by “Other Dealers”, “Reporting Dealers”, and “Other Financial Customers” increased by 15.3 percent, 10.4 percent, and 2.3 percent, respectively, while turnover from “Nonfinancial Customers” decreased by 2.1 percent.
- The largest increases in volume by currency pairs occurred in the EUR/USD which increased by \$18.7 billion and USD/MXN and USD/CAD currency pairs which increased by \$6.9 billion and \$6.4 billion, respectively. The largest decrease in volume occurred in the USD/JPY currency pair where turnover decreased by \$9.5 billion.



The survey was developed in order to provide the market with frequent information on the size and structure of foreign exchange activity in North America. To achieve a representative survey, the Committee invited twenty-five leading financial institutions active in the North American foreign exchange market to contribute data on the level of turnover during the month of October 2017. The Committee also collaborated with the United Kingdom's Foreign Exchange Joint Standing Committee (FXJSC), the Singapore Foreign Exchange Market Committee (SFEMC), the Tokyo Foreign Exchange Market Committee (TFEMC), the Canadian Foreign Exchange Committee (CFEC), the Australian Foreign Exchange Committee (AFXC), and Hong Kong's Treasury Markets Association (TMA) which conducted similar surveys for the U.K., Singaporean, Japanese, Canadian, Australian and Hong Kong markets, respectively, over the same period. The FXJSC, SFEMC, CFEC, AFXC and TMA are releasing their survey results today. The TFEMC released its results late yesterday.

For the purposes of the survey, turnover is defined as the gross value of all new deals entered into during the reporting period and is measured in terms of the notional amount of the contracts. Survey data are broken out by four foreign exchange instruments, thirteen currency pairs, four counterparty types, and five execution methods and are reported both in terms of daily average and total monthly volume. The reporting basis for the survey is the location of the price-setting dealer. While similar in nature, the survey is not comparable to the Bank for International Settlements' Triennial Central Bank Survey of Foreign Exchange and Derivatives Market Activity, given the differences in the reporting methodologies.

The Foreign Exchange Committee is composed of individuals from institutions that participate actively in the foreign exchange markets as well as other financial markets worldwide. The Committee's objectives include 1) serving as a forum for the discussion of best practices and technical issues in the foreign exchange market, 2) fostering improvements in risk management in the foreign exchange market by offering recommendations and guidelines, and 3) enhancing the legal certainty of foreign exchange contracts through the development of standard documentation. The Committee was formed in 1978 under the sponsorship of the Federal Reserve Bank of New York.

The results of this survey, together with the list of reporting dealers and explanatory notes, are available at <<http://www.newyorkfed.org/fxc/volumesurvey>>

The results of the other surveys are also available as follows:

The Foreign Exchange Joint Standing Committee's survey for the U.K. market:

<<http://www.bankofengland.co.uk/markets/forex/fxjsc/index.htm>>

The Singapore Foreign Exchange Market Committee's survey for the Singaporean market:

<<http://www.sfemc.org/statistics.asp>>

The Tokyo Foreign Exchange Market Committee's survey for the Japanese market:

<[http://www.fxcomtky.com/index\\_e.html](http://www.fxcomtky.com/index_e.html)>

The Canadian Foreign Exchange Committee's survey for the Canadian market:

<[http://www.cfec.ca/fx\\_volume.html](http://www.cfec.ca/fx_volume.html)>

The Australian Foreign Exchange Committee's survey for the Australian market:

<<http://www.rba.gov.au/afxc/statistics/>>

The Hong Kong Treasury Market's Association survey for the Hong Kong Market:

<[http://www.tma.org.hk/en\\_newsevents\\_n1.aspx?newsId=308](http://www.tma.org.hk/en_newsevents_n1.aspx?newsId=308)>