

NEWARK-UNION METRO DIVISION

The New York Fed's Regional Household Debt and Credit Snapshots provide an overview of trends in borrowing and indebtedness at the state and local level. This snapshot includes data about mortgages, student loans, credit cards, auto loans, home equity lines of credit (HELOC) and delinquencies in the Newark-Union Metro Division.

Who's included?

Individuals with a credit file and a social security number*.

What information is reported?

Consumer debt and delinquency information. Borrowing that is not reported to a credit bureau (such as loans from family or friends or non-traditional credit providers like payday lenders) is not captured.

What time period is covered?

Data are as of Q4 2015. There is additional time trend information for select indicators.

Data source: NY Fed Consumer Credit Panel (CCP), a representative sample of detailed Equifax credit reports.

Measuring debt: Borrowers are individuals with a positive balance, by loan type. We distinguish between the following types of loans: mortgage accounts, revolving home equity lines of credit (HELOC), auto loans, credit cards, and student loans.

Measuring delinquency: A borrower is considered seriously delinquent if they have at least some debt that is 90 or more days late, by loan type. Overall Consumer Distress includes consumer finance, retail, and other loans, though we do not break these out separately.

DEBT

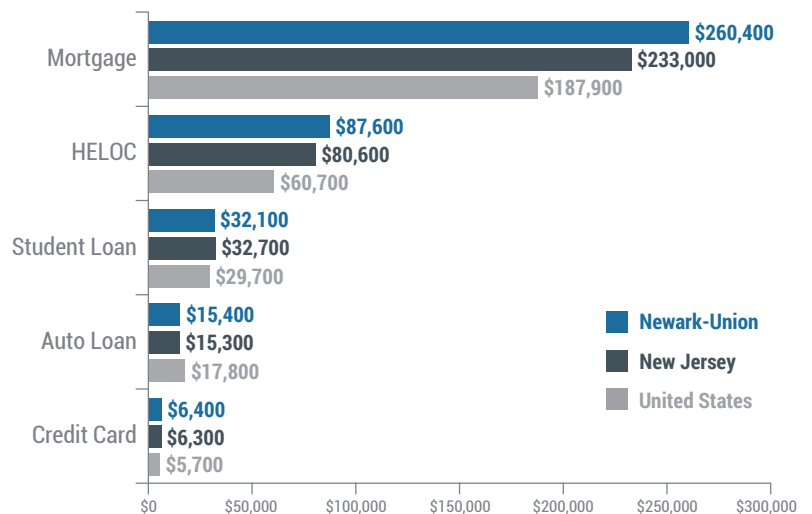
Borrower Rates by Loan Type

What percent of consumers* had a mortgage, HELOC, student loan, auto loan, or credit card in Q4 2015?

Q4 2015	Newark-Union	New Jersey	United States
Mortgage	26.8%	26.1%	26.0%
HELOC	7.6%	6.9%	5.0%
Student Loan	18.5%	17.9%	16.7%
Auto Loan	28.5%	28.5%	30.4%
Credit Card	61.0%	60.6%	53.7%

Average Borrower Balance

Of borrowers with each loan type, what was the average balance in Q4 2015?



Counties: NJ: Essex, Hunterdon, Morris, Sussex, Union / PA: Pike

*Consumers are individuals with a credit report and a social security number. The share of population with a credit report and a social security number may vary by geography.

Source: NY Fed Consumer Credit Panel, a representative sample of Equifax credit reports.

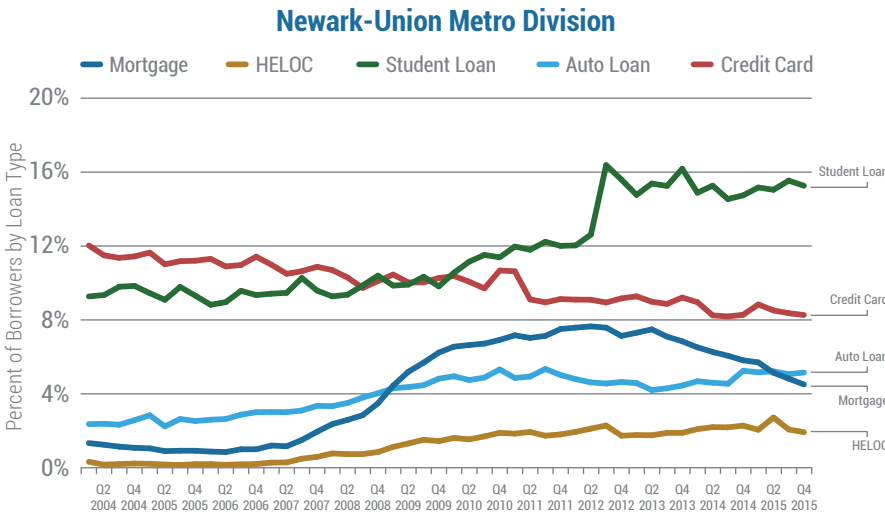
Overall Consumer Distress

What percent of consumers* were 90 or more days late on any loan type in Q4 2015 and/or had a third party collections balance within the last 12 months?

Newark-Union	16.3%
New Jersey	15.5%
United States	19.6%

Percent of Borrowers Seriously Delinquent by Loan Type

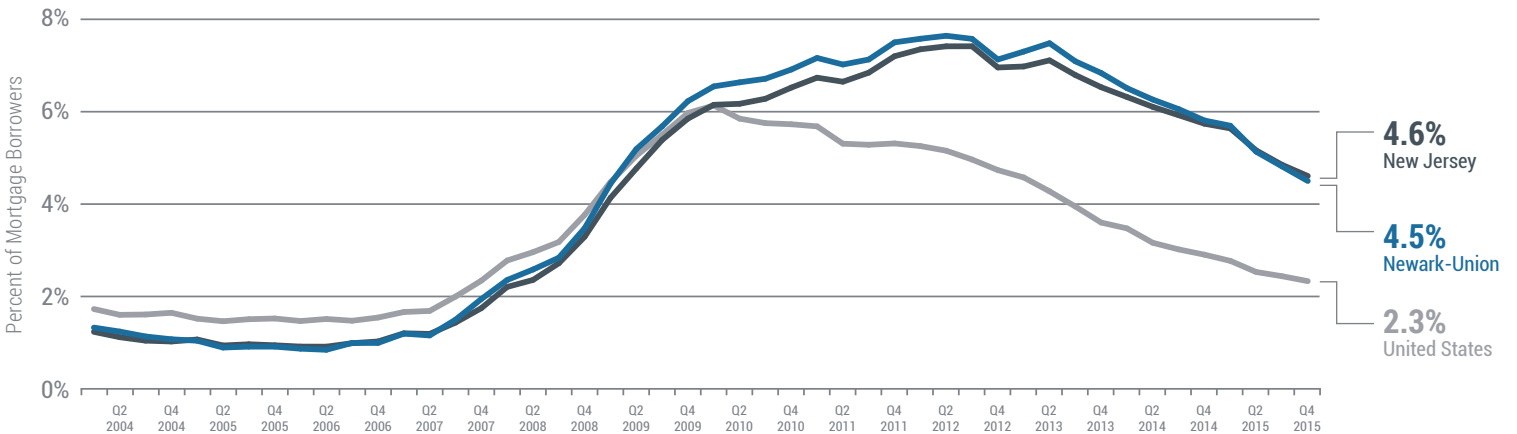
Of borrowers with each loan type, what percent were 90+ days late on their payment?



Q4 2015	Newark-Union	NJ	US
Mortgage	4.5%	4.6%	2.3%
HELOC	1.9%	1.9%	1.5%
Student Loan	15.3%	13.5%	16.2%
Auto Loan	5.2%	4.5%	6.7%
Credit Card	8.3%	8.0%	8.3%

Seriously Delinquent Mortgage Borrowers

What percent of mortgage borrowers were 90+ days late on their mortgage?



*Consumers are individuals with a credit report and a social security number. The share of population with a credit report and a social security number may vary by geography.

Source: NY Fed Consumer Credit Panel, a representative sample of Equifax credit reports.

