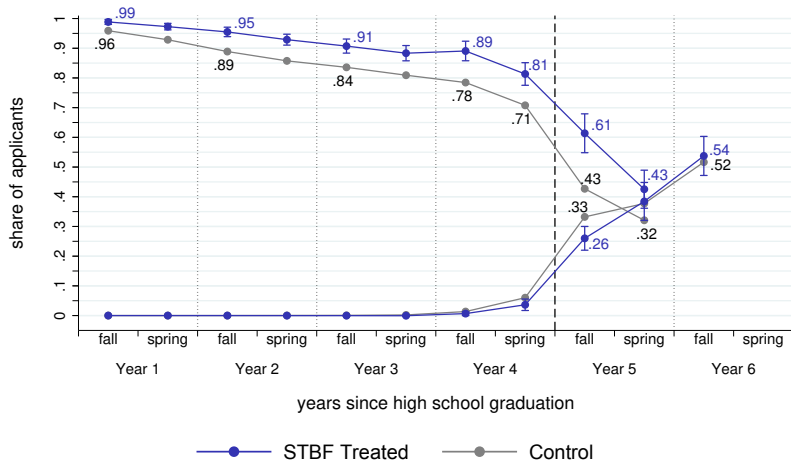
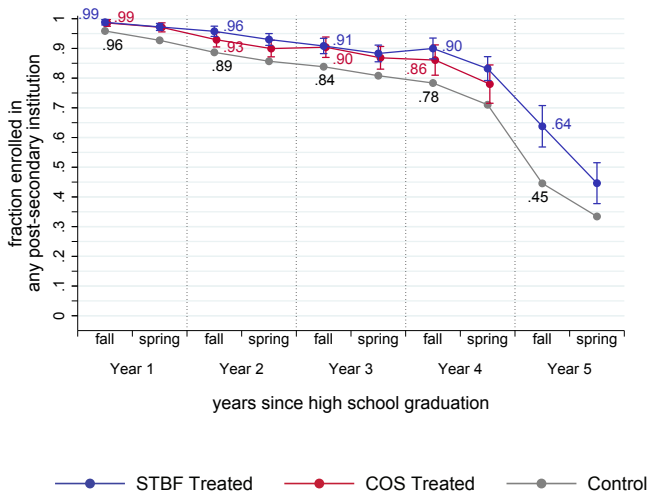


Enrollment and Bachelor's Degree Completion



Notes: Fall runs from July 1 through December 31, and spring runs from January 1 through June 30. Samples vary across time horizons as defined in slide 11. Whiskers indicate 95 percent confidence intervals.

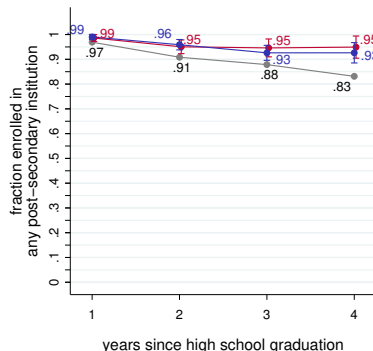
STBF vs. COS Enrollment Rates in the NU Strata



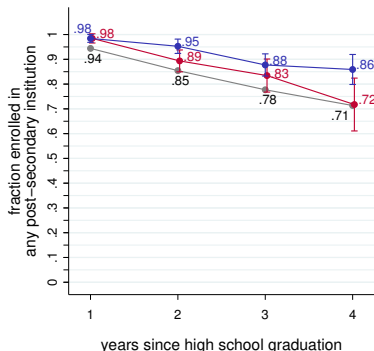
Notes: Fall runs from July 1 through December 31, and spring runs from January 1 through June 30. Samples vary across time horizons as defined in slide 11. Whiskers indicate 95 percent uniform confidence bands.

STBF vs. COS Enrollment Rates by ACT Score

A. Above Nebraska Median
(58%)



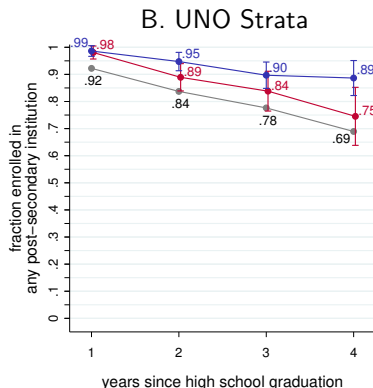
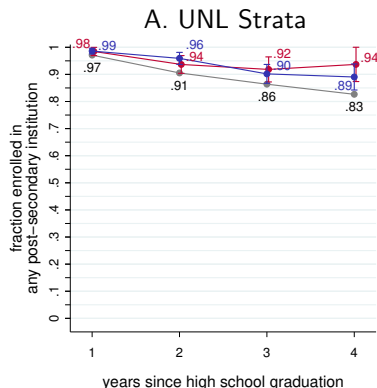
B. Below Nebraska Median
(42%)



—●— STBF Treated —●— COS Treated —●— Control

Notes: The median ACT score for both scholarship applicants and all Nebraska test-takers is 22. Samples vary across time horizons as defined in slide 11. Whiskers indicate 95 percent uniform confidence bands.

STBF vs. COS Enrollment Rates by Campus



—●— STBF Treated —●— COS Treated —●— Control

Notes: Samples vary across time horizons as defined in slide 11. Whiskers indicate 95 percent uniform confidence bands.