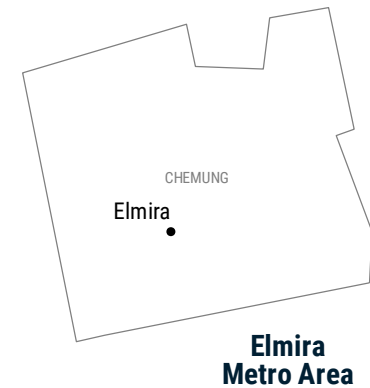


Elmira Metro Economic Indicators

Elmira is located in the Southern Tier region of New York State near the Pennsylvania border, and the metropolitan area is home to almost 85,000 people. As in other parts of upstate New York that are dependent on manufacturing, Elmira's economy has been struggling for decades. The area has seen a significant decline in its population, and its manufacturing base has been cut in half since the 1990s. The education and health care sector has been a stabilizing force in the metropolitan area, though this and other sectors have seen little growth.



	ELMIRA	ITHACA*	BINGHAMTON*	NEW YORK STATE	USA
Population 2023	81,325	103,558	243,792	19,571,216	334,914,895
Population growth 2023, 10-year change	-7.2%	2.6%	-1.9%	-0.7%	5.5%
GDP 2022, billions	\$4	\$7	\$13	\$2,048	\$25,744
Job growth 2023, 5-year change	-5.2%	-4.8%	-4.9%	0.3%	4.8%
Median household income 2022	\$60,000	\$72,800	\$58,000	\$76,000	\$71,700
Median home price 2022	\$131,000	\$283,000	\$149,000	\$400,000	\$321,000
Population share age 25+ with BA+	26.1%	59.7%	29.3%	40.0%	35.7%

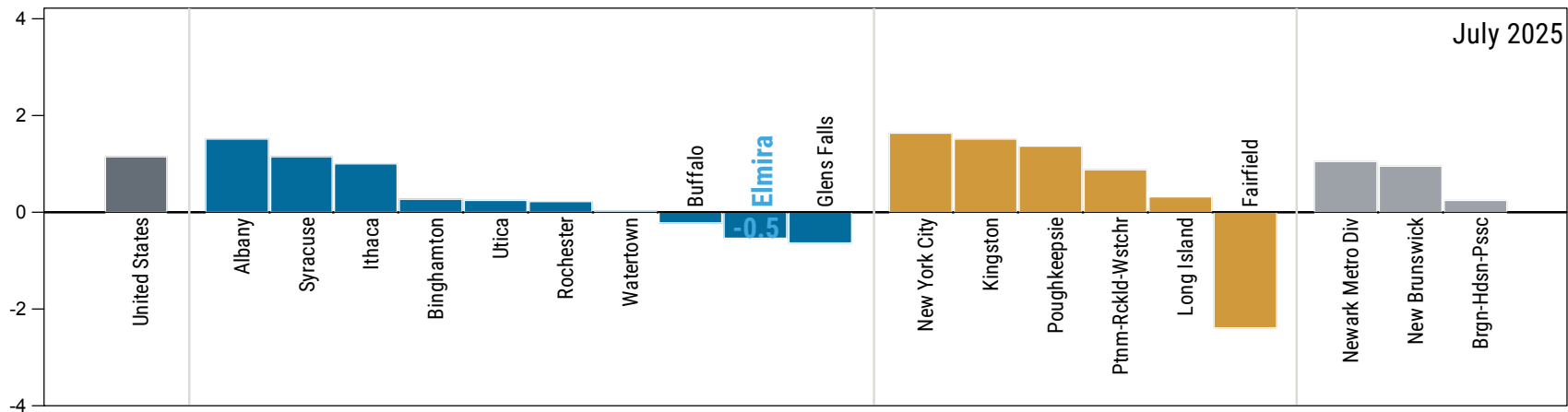
Sources: U.S. Census Bureau; U.S. Bureau of Labor Statistics; U.S. Bureau of Economic Analysis; IPUMS USA-University of Minnesota.
Data retrieved through data.census.gov, Moody's Economy.com, or directly from source.

*Note: These are neighboring metro areas.

Elmira Metro Economic Indicators

Annual Employment Change by Metro Area

Percent

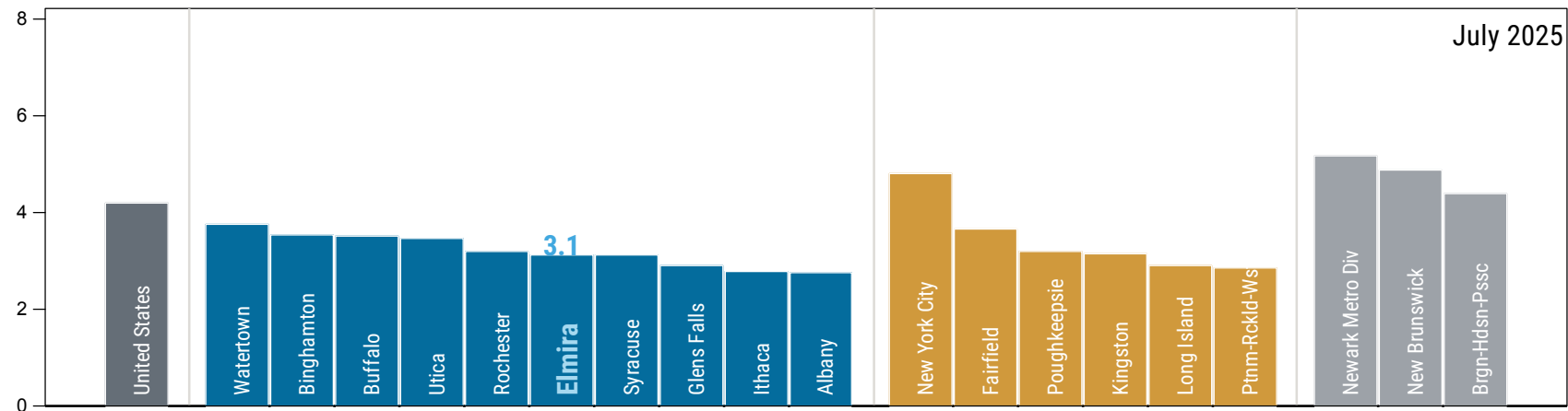


Sources: U.S. Bureau of Labor Statistics; Moody's Economy.com; NYS Department of Labor; NJ Department of Labor and Workforce Development.

Notes: Data are early benchmarked by New York Fed staff. Employment change calculated as last 12 months over previous 12 months.

Unemployment Rate by Metro Area

Percent

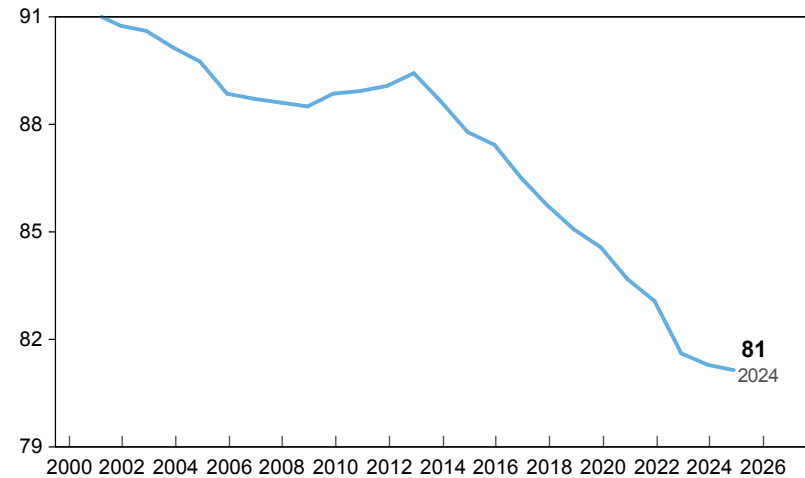


Sources: U.S. Bureau of Labor Statistics; Moody's Economy.com.

Elmira Metro Economic Indicators

Population

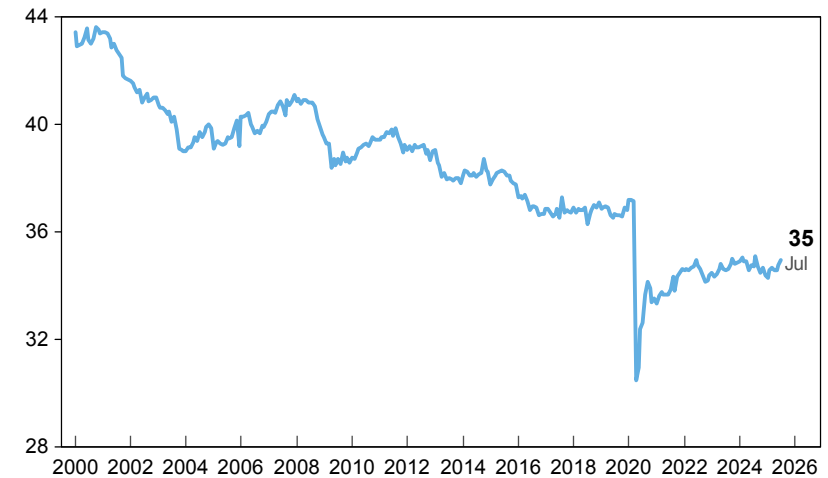
Thousands



Sources: U.S. Census Bureau; Moody's Economy.com.

Employment

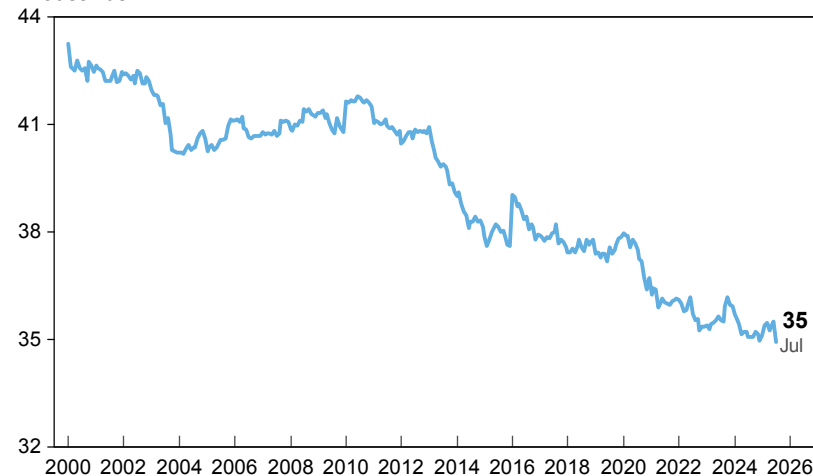
Thousands



Sources: U.S. Bureau of Labor Statistics; Moody's Economy.com; New York Fed calculations.

Labor Force

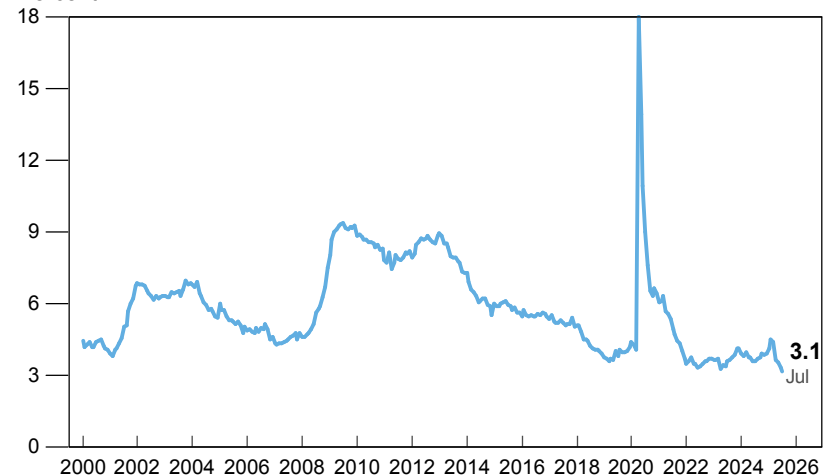
Thousands



Sources: U.S. Bureau of Labor Statistics; Moody's Economy.com.

Unemployment Rate

Percent

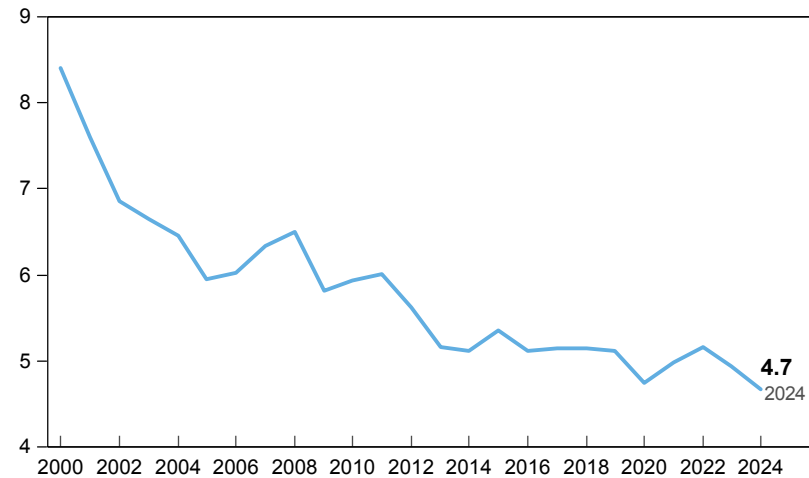


Sources: U.S. Bureau of Labor Statistics; Moody's Economy.com.

Elmira Metro Economic Indicators

Manufacturing Employment

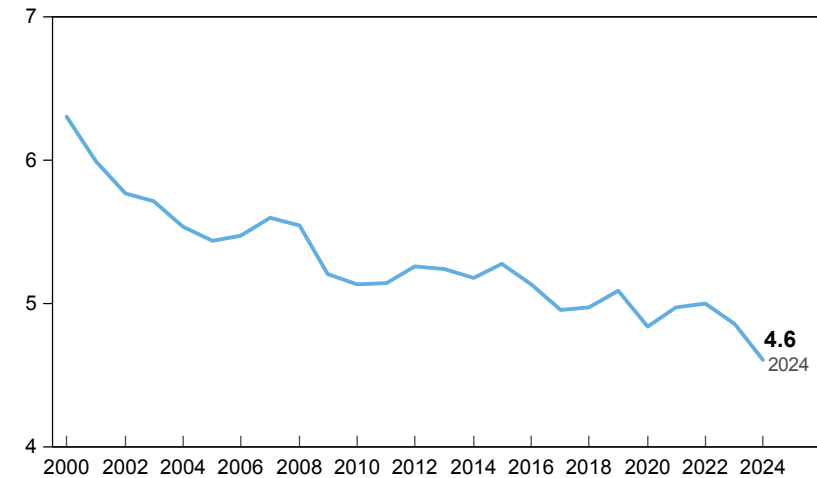
Thousands



Sources: U.S. Bureau of Labor Statistics; Moody's Economy.com.

Retail Trade Employment

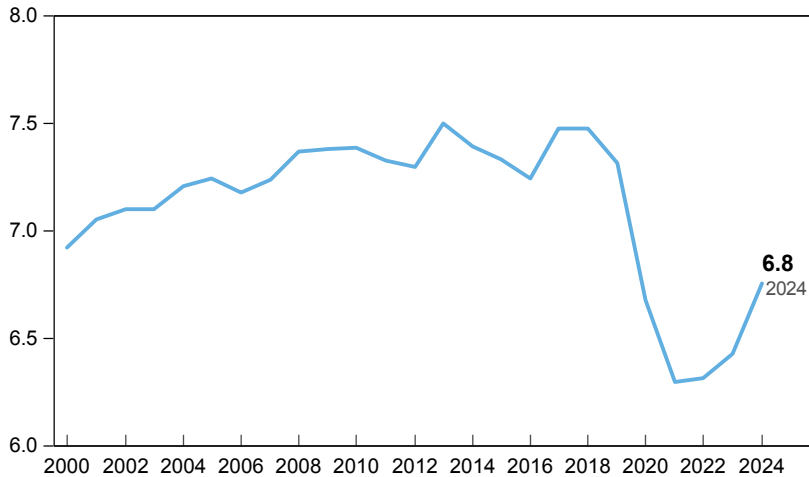
Thousands



Sources: U.S. Bureau of Labor Statistics; Moody's Economy.com.

Education & Health Employment

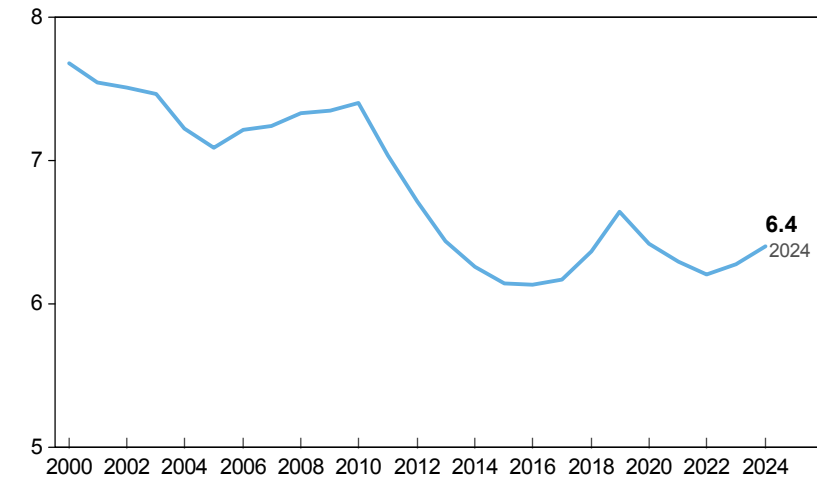
Thousands



Sources: U.S. Bureau of Labor Statistics; Moody's Economy.com.

Government Employment

Thousands



Sources: U.S. Bureau of Labor Statistics; Moody's Economy.com.