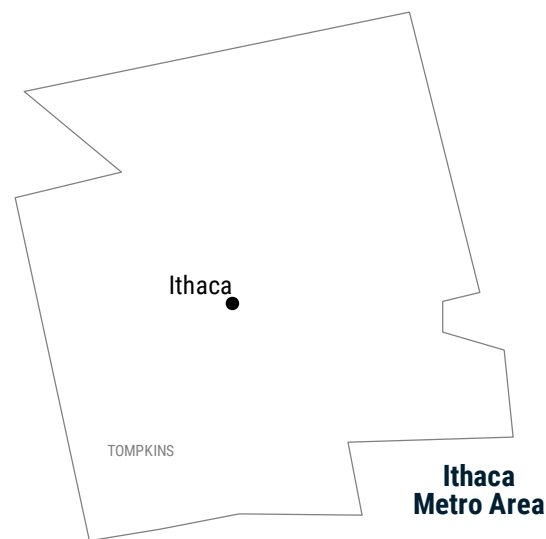


# Ithaca Metro Economic Indicators

With a population just over 100,000, Ithaca is one of the smaller metropolitan areas in New York State. Located in the southern part of the state, Ithaca is home to both Cornell University and Ithaca College, and education has long been the dominant industry in the local economy. As a college town, Ithaca has a fairly young and well-educated population, and that characteristic, combined with the presence of the area's higher education institutions, has attracted innovative companies to the region. While both employment and population have generally grown at a faster pace than in most other parts of upstate New York, Ithaca is also among the most unequal places in the state.



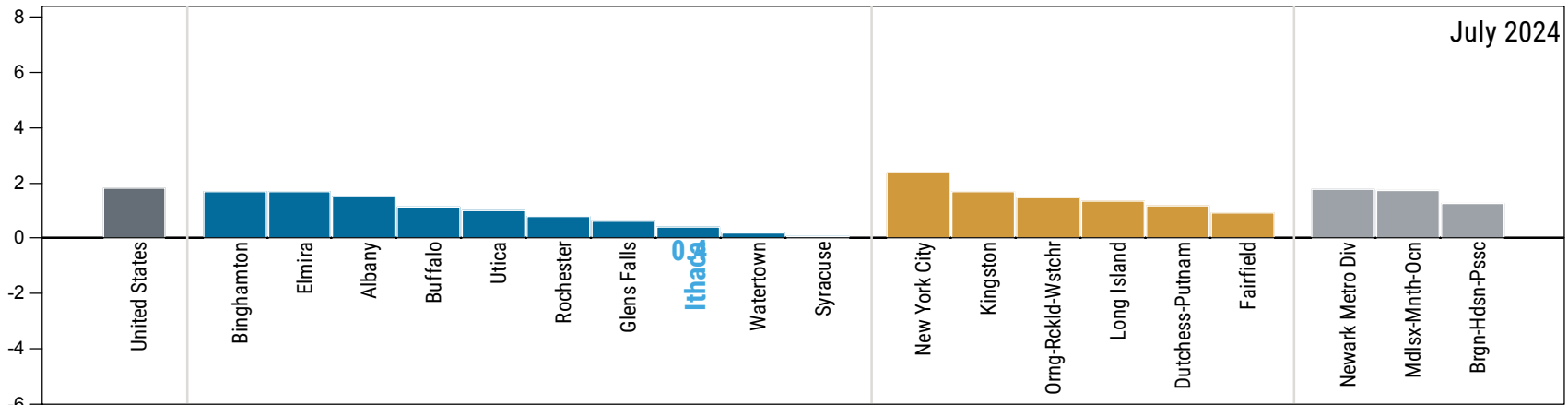
	<b>ITHACA</b>	<b>BINGHAMTON*</b>	<b>ELMIRA*</b>	<b>NEW YORK STATE</b>	<b>USA</b>
Population 2023	103,558	243,792	81,325	19,571,216	334,914,895
Population growth 2023, 10-year change	2.6%	-1.9%	-7.2%	-0.7%	5.5%
GDP 2022, billions	\$7	\$13	\$4	\$2,048	\$25,744
Job growth 2023, 5-year change	-4.8%	-4.9%	-5.2%	0.3%	4.8%
Median household income 2022	\$72,800	\$58,000	\$60,000	\$76,000	\$71,700
Median home price 2022	\$283,000	\$149,000	\$131,000	\$400,000	\$321,000
Population share age 25+ with BA+	59.7%	29.3%	26.1%	40.0%	35.7%

Sources: U.S. Census Bureau; U.S. Bureau of Labor Statistics; U.S. Bureau of Economic Analysis; IPUMS USA-University of Minnesota.  
 Data retrieved through data.census.gov, Moody's Economy.com, or directly from source.  
 \*Note: These are neighboring metro areas.

# Ithaca Metro Economic Indicators

## Annual Employment Change by Metro Area

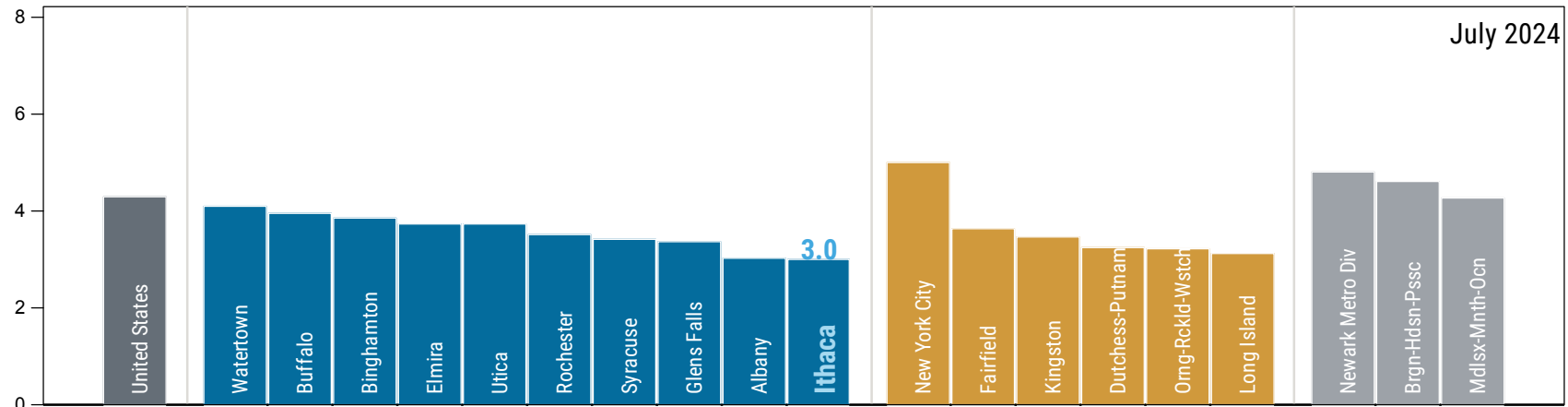
Percent



Sources: U.S. Bureau of Labor Statistics; Moody's Economy.com. Note: Data are early benchmarked by New York Fed staff. Note: Employment change calculated as last 12 months over previous 12 months.

## Unemployment Rate by Metro Area

Percent

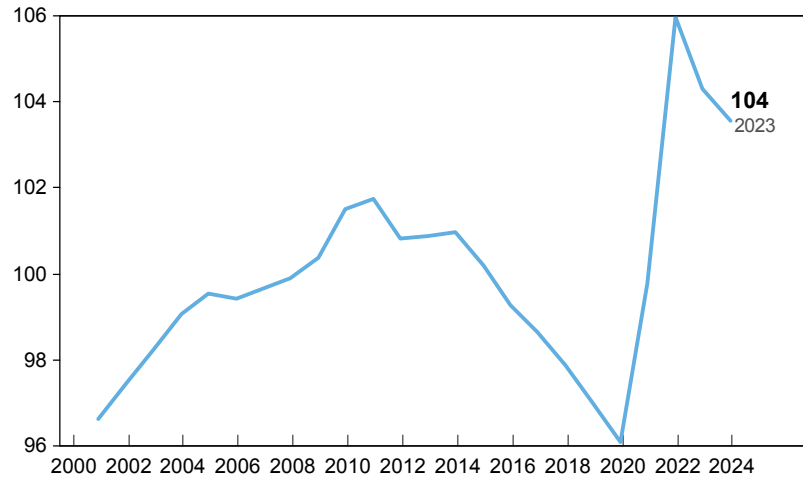


Sources: U.S. Bureau of Labor Statistics; Moody's Economy.com.

# Ithaca Metro Economic Indicators

## Population

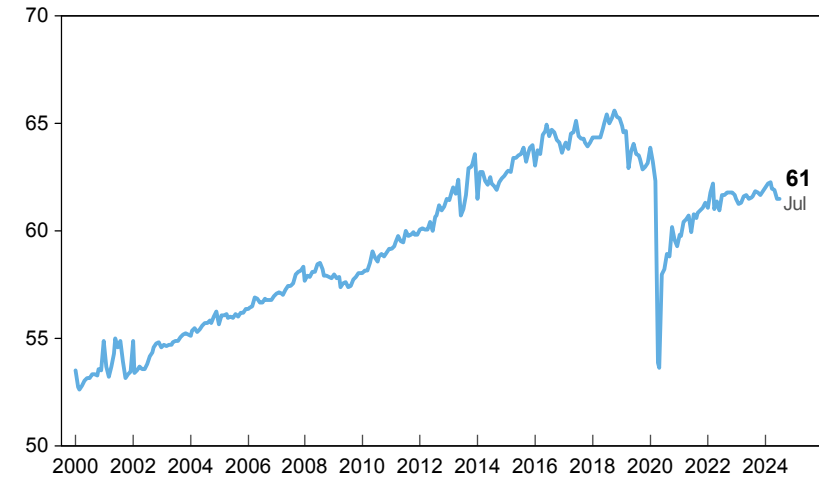
Thousands



Sources: U.S. Census Bureau; Moody's Economy.com.

## Employment

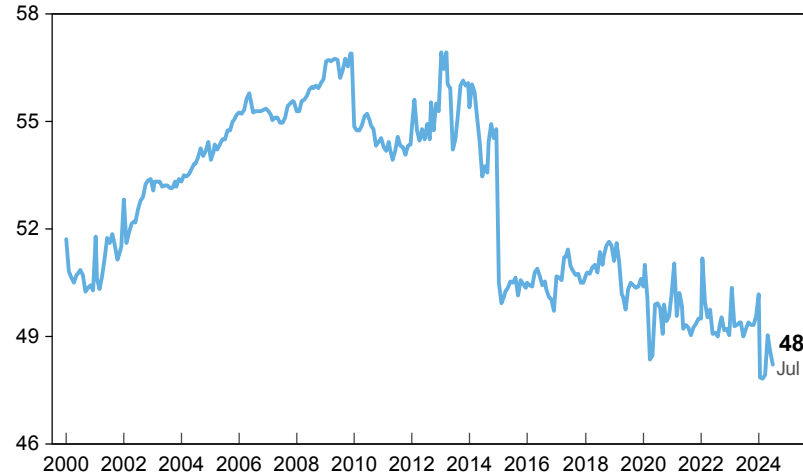
Thousands



Sources: U.S. Bureau of Labor Statistics; Moody's Economy.com; New York Fed calculations.

## Labor Force

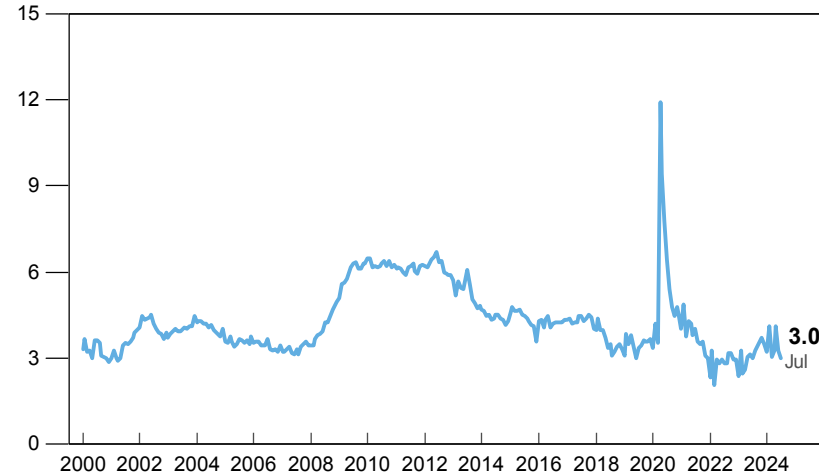
Thousands



Sources: U.S. Bureau of Labor Statistics; Moody's Economy.com.

## Unemployment Rate

Percent

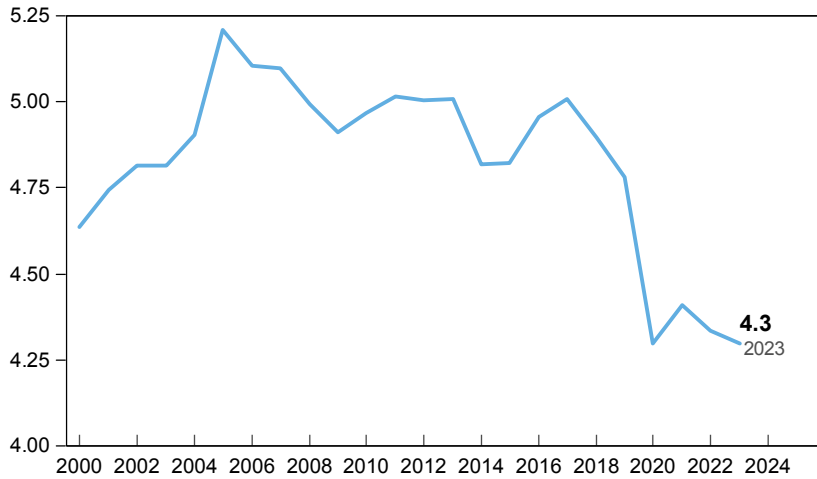


Sources: U.S. Bureau of Labor Statistics; Moody's Economy.com.

# Ithaca Metro Economic Indicators

## Retail Trade Employment

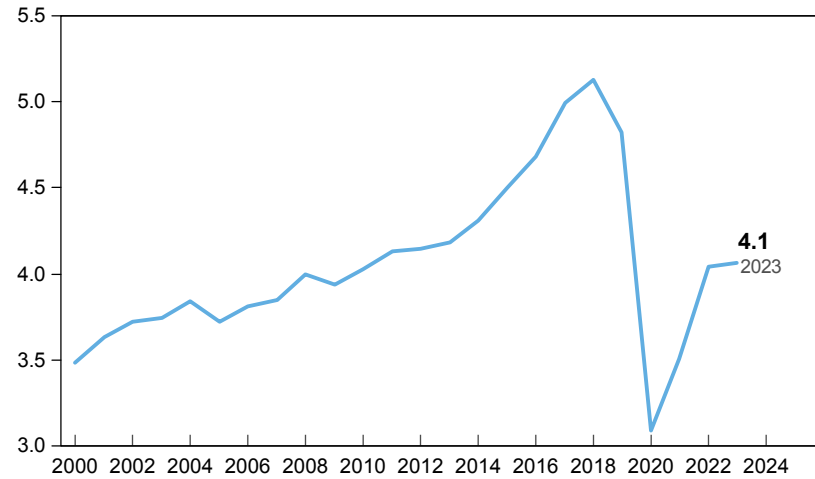
Thousands



Sources: U.S. Bureau of Labor Statistics; Moody's Economy.com.

## Leisure & Hospitality Employment

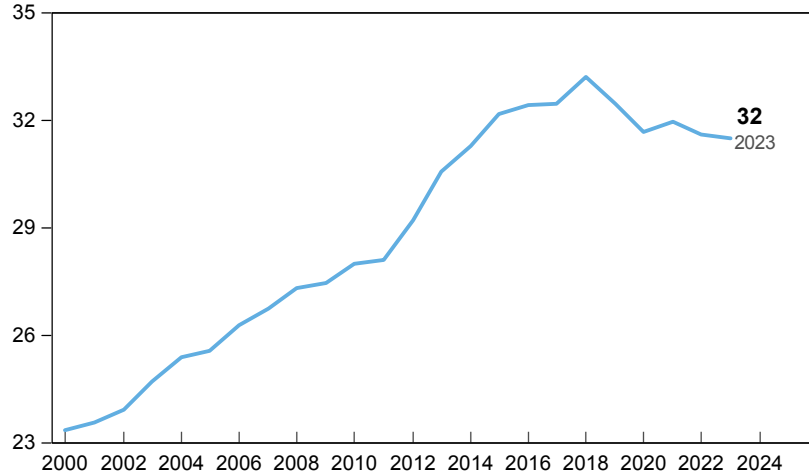
Thousands



Sources: U.S. Bureau of Labor Statistics; Moody's Economy.com.

## Education & Health Employment

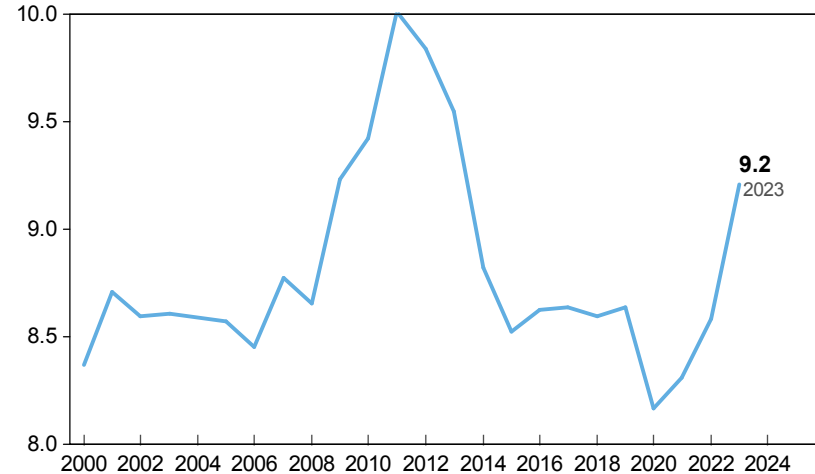
Thousands



Sources: U.S. Bureau of Labor Statistics; Moody's Economy.com.

## Government Employment

Thousands



Sources: U.S. Bureau of Labor Statistics; Moody's Economy.com.