

■ ANNOUNCEMENT

Contact: Susanna Klein
Telephone: 212-804-2191

Foreign Exchange Committee Releases FX Volume Survey Results

New York, January 22, 2007

The Foreign Exchange Committee today released the results of its fifth Survey of North American Foreign Exchange Volume. For the October 2006 reporting period, key findings include:

- average daily volume in over-the-counter foreign exchange instruments (including spot transactions, outright forwards, foreign exchange swaps, and options) totaled \$534 billion;
- average daily volume of these instruments decreased 7.5 percent overall compared with the April 2006 reporting period, with the largest percentage drops occurring in spot and outright forward transactions;
- average daily volume of these instruments increased 11.9 percent from the October 2005 reporting period—led by the over-the-counter option market, which increased by 24.6 percent over the past year.

"After record-high trading volumes this past spring, we have seen a slight drop in average daily volume since our last survey. However, volume levels across-the-board are still significantly higher than they were a year ago," said Richard Mahoney, Chair of the Foreign Exchange Committee. "This survey continues to provide a valuable service to market participants by breaking down the composition of monthly and daily trading volume by trade type, execution type, counterparty type, and currency pair."

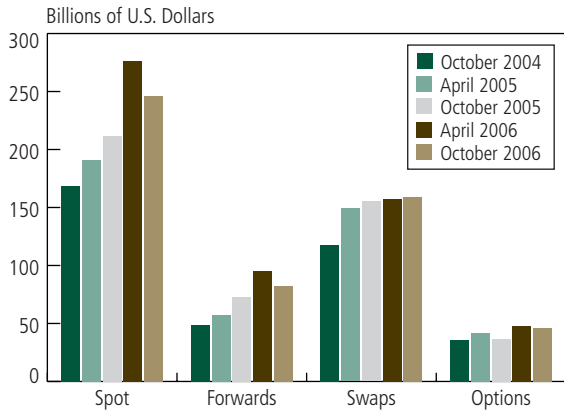
The survey was developed in order to provide the market with frequent information on the size and structure of foreign exchange activity in North America. To achieve a representative survey, the Committee invited thirty-one leading financial institutions active in the North American foreign exchange market to contribute data on the level of turnover during the month of October 2006. The Committee also collaborated with the United Kingdom's Foreign Exchange Joint Standing Committee, the Singapore Foreign Exchange Market Committee, and the Canadian Foreign Exchange Committee, which conducted similar surveys for the U.K., Singaporean, and Canadian markets, respectively, over the same time period. The three committees are releasing their survey results today.

For the purposes of the survey, turnover is defined as the gross value of all new deals entered into during the reporting period and is measured in terms of the notional amount of the contracts. Survey data are broken out by four foreign exchange instruments, thirteen currency pairs, four counterparty types, and five execution method categories and are reported both in terms of daily average and total monthly volume. The reporting basis for the survey is the location of the price-setting dealer. While similar in nature, the survey is not comparable to the Bank for International Settlements' Triennial Central Bank Survey of Foreign Exchange and Derivatives Market Activity, given the differences in the reporting methodologies.

The Foreign Exchange Committee includes representatives of major domestic and foreign commercial and investment banks engaged in foreign exchange transactions in the United States, as well as foreign exchange brokers. The Committee's objectives include: 1) serving as a forum for the discussion of best practices and technical issues in the foreign exchange market, 2) fostering improvements in risk management in the foreign exchange market by offering recommendations and guidelines, and 3) enhancing the legal certainty of foreign exchange contracts through the development of standard documentation. The Committee was formed in 1978 under the sponsorship of the Federal Reserve Bank of New York.

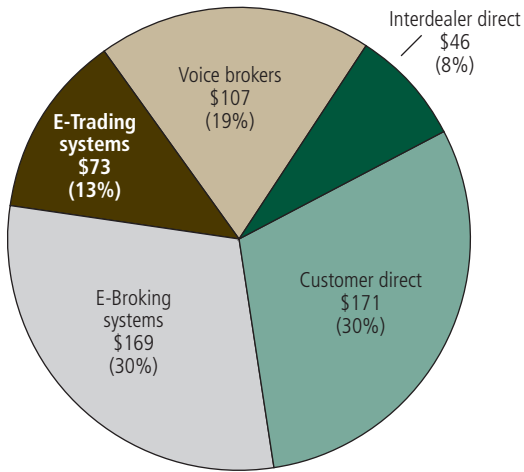
The results of this survey, together with the list of reporting dealers and explanatory notes, are available at <<http://www.newyorkfed.org/fxc/volumesurvey>>. The results of the Foreign Exchange Joint Standing Committee's survey for the U.K. market can be found at <<http://www.bankofengland.co.uk/markets/forex/fxjsc/index.htm>>. The results of the Singapore Foreign Exchange Market Committee's survey for the Singaporean market can be found at <<http://www.sfemc.org>>. The results of the Canadian Foreign Exchange Committee's survey for the Canadian market can be found at <http://www.cfec.ca/fx_volume.html>.

Average Daily Volume by Foreign Exchange Instrument



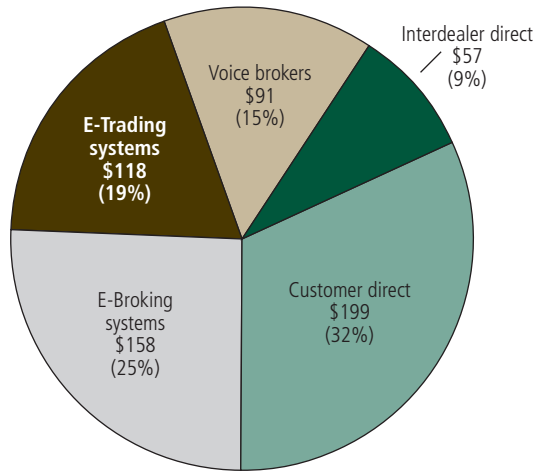
Average Daily Volume by Dealing Channel, October 2005

Billions of U.S. Dollars Total = \$566*



Average Daily Volume by Dealing Channel, October 2006

Billions of U.S. Dollars Total = \$622*



*Volume figures include spot, forwards, swaps, and options. The data are unadjusted for double-counting among reporting dealers.